

A Story of Units[®]

Eureka Math[™]

Grade 3, Module 6

Student File_B

*Contains Sprint and Fluency, Exit Ticket,
and Assessment Materials*

Published by the non-profit Great Minds.

Copyright © 2015 Great Minds. No part of this work may be reproduced, sold, or commercialized, in whole or in part, without written permission from Great Minds. Non-commercial use is licensed pursuant to a Creative Commons Attribution-NonCommercial-ShareAlike 4.0 license; for more information, go to <http://greatminds.net/maps/math/copyright>. “Great Minds” and “Eureka Math” are registered trademarks of Great Minds.

Printed in the U.S.A.

This book may be purchased from the publisher at eureka-math.org

10 9 8 7 6 5 4 3 2 1

Sprint and Fluency Packet

A

Number Correct: _____

Multiply or Divide by 6

1.	$2 \times 6 =$	
2.	$3 \times 6 =$	
3.	$4 \times 6 =$	
4.	$5 \times 6 =$	
5.	$1 \times 6 =$	
6.	$12 \div 6 =$	
7.	$18 \div 6 =$	
8.	$30 \div 6 =$	
9.	$6 \div 6 =$	
10.	$24 \div 6 =$	
11.	$6 \times 6 =$	
12.	$7 \times 6 =$	
13.	$8 \times 6 =$	
14.	$9 \times 6 =$	
15.	$10 \times 6 =$	
16.	$48 \div 6 =$	
17.	$42 \div 6 =$	
18.	$54 \div 6 =$	
19.	$36 \div 6 =$	
20.	$60 \div 6 =$	
21.	$\underline{\quad} \times 6 = 30$	
22.	$\underline{\quad} \times 6 = 6$	

23.	$\underline{\quad} \times 6 = 60$	
24.	$\underline{\quad} \times 6 = 12$	
25.	$\underline{\quad} \times 6 = 18$	
26.	$60 \div 6 =$	
27.	$30 \div 6 =$	
28.	$6 \div 6 =$	
29.	$12 \div 6 =$	
30.	$18 \div 6 =$	
31.	$\underline{\quad} \times 6 = 36$	
32.	$\underline{\quad} \times 6 = 42$	
33.	$\underline{\quad} \times 6 = 54$	
34.	$\underline{\quad} \times 6 = 48$	
35.	$42 \div 6 =$	
36.	$54 \div 6 =$	
37.	$36 \div 6 =$	
38.	$48 \div 6 =$	
39.	$11 \times 6 =$	
40.	$66 \div 6 =$	
41.	$12 \times 6 =$	
42.	$72 \div 6 =$	
43.	$14 \times 6 =$	
44.	$84 \div 6 =$	

B

Number Correct: _____

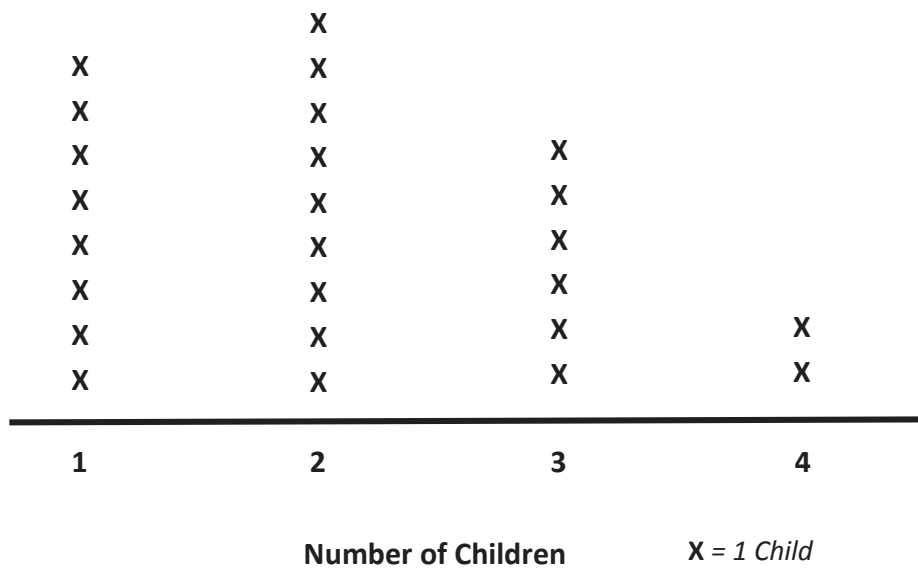
Improvement: _____

Multiply or Divide by 6

1.	$1 \times 6 =$	
2.	$2 \times 6 =$	
3.	$3 \times 6 =$	
4.	$4 \times 6 =$	
5.	$5 \times 6 =$	
6.	$18 \div 6 =$	
7.	$12 \div 6 =$	
8.	$24 \div 6 =$	
9.	$6 \div 6 =$	
10.	$30 \div 6 =$	
11.	$10 \times 6 =$	
12.	$6 \times 6 =$	
13.	$7 \times 6 =$	
14.	$8 \times 6 =$	
15.	$9 \times 6 =$	
16.	$42 \div 6 =$	
17.	$36 \div 6 =$	
18.	$48 \div 6 =$	
19.	$60 \div 6 =$	
20.	$54 \div 6 =$	
21.	$___ \times 6 = 6$	
22.	$___ \times 6 = 30$	

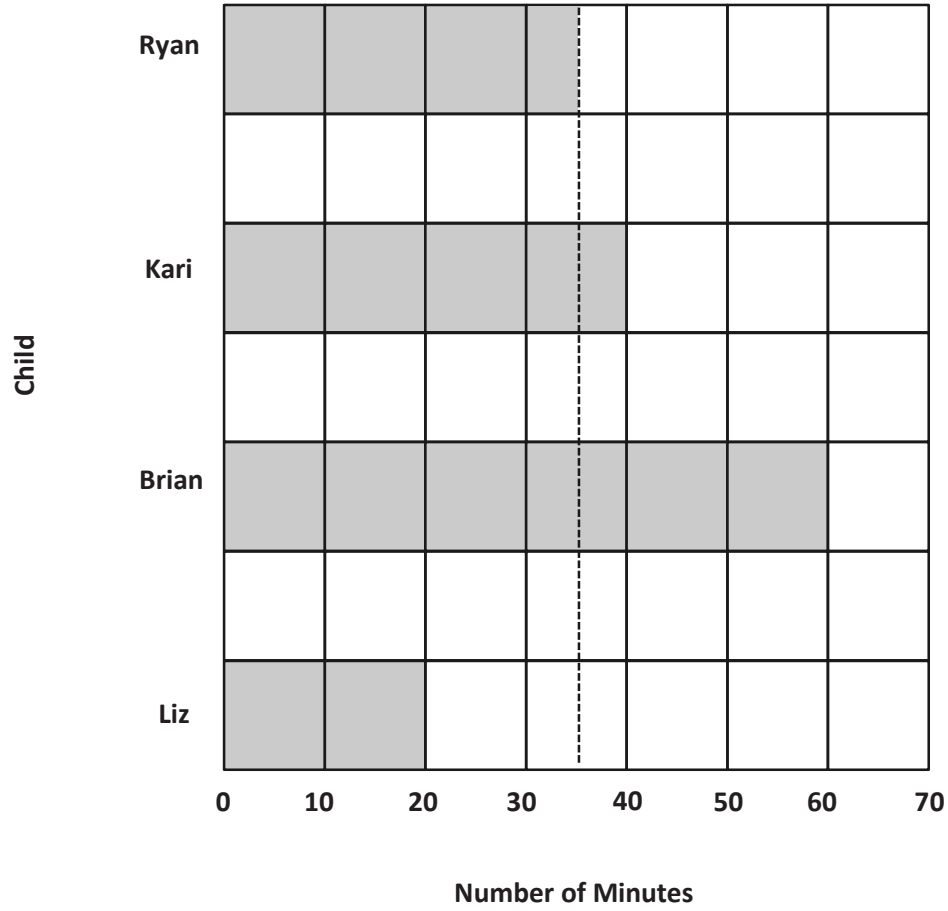
23.	$___ \times 6 = 12$	
24.	$___ \times 6 = 60$	
25.	$___ \times 6 = 18$	
26.	$12 \div 6 =$	
27.	$6 \div 6 =$	
28.	$60 \div 6 =$	
29.	$30 \div 6 =$	
30.	$18 \div 6 =$	
31.	$___ \times 6 = 18$	
32.	$___ \times 6 = 24$	
33.	$___ \times 6 = 54$	
34.	$___ \times 6 = 42$	
35.	$48 \div 6 =$	
36.	$54 \div 6 =$	
37.	$36 \div 6 =$	
38.	$42 \div 6 =$	
39.	$11 \times 6 =$	
40.	$66 \div 6 =$	
41.	$12 \times 6 =$	
42.	$72 \div 6 =$	
43.	$13 \times 6 =$	
44.	$78 \div 6 =$	

Number of Children in Third-Grade Families



line plot

Number of Minutes Spent Practicing Piano



bar graph

Multiply.

$6 \times 1 = \underline{\quad}$ $6 \times 2 = \underline{\quad}$ $6 \times 3 = \underline{\quad}$ $6 \times 4 = \underline{\quad}$

$6 \times 5 = \underline{\quad}$ $6 \times 1 = \underline{\quad}$ $6 \times 2 = \underline{\quad}$ $6 \times 1 = \underline{\quad}$

$6 \times 3 = \underline{\quad}$ $6 \times 1 = \underline{\quad}$ $6 \times 4 = \underline{\quad}$ $6 \times 1 = \underline{\quad}$

$6 \times 5 = \underline{\quad}$ $6 \times 1 = \underline{\quad}$ $6 \times 2 = \underline{\quad}$ $6 \times 3 = \underline{\quad}$

$6 \times 2 = \underline{\quad}$ $6 \times 4 = \underline{\quad}$ $6 \times 2 = \underline{\quad}$ $6 \times 5 = \underline{\quad}$

$6 \times 2 = \underline{\quad}$ $6 \times 1 = \underline{\quad}$ $6 \times 2 = \underline{\quad}$ $6 \times 3 = \underline{\quad}$

$6 \times 1 = \underline{\quad}$ $6 \times 3 = \underline{\quad}$ $6 \times 2 = \underline{\quad}$ $6 \times 3 = \underline{\quad}$

$6 \times 4 = \underline{\quad}$ $6 \times 3 = \underline{\quad}$ $6 \times 5 = \underline{\quad}$ $6 \times 3 = \underline{\quad}$

$6 \times 4 = \underline{\quad}$ $6 \times 1 = \underline{\quad}$ $6 \times 4 = \underline{\quad}$ $6 \times 2 = \underline{\quad}$

$6 \times 4 = \underline{\quad}$ $6 \times 3 = \underline{\quad}$ $6 \times 4 = \underline{\quad}$ $6 \times 5 = \underline{\quad}$

$6 \times 4 = \underline{\quad}$ $6 \times 5 = \underline{\quad}$ $6 \times 1 = \underline{\quad}$ $6 \times 5 = \underline{\quad}$

$6 \times 2 = \underline{\quad}$ $6 \times 5 = \underline{\quad}$ $6 \times 3 = \underline{\quad}$ $6 \times 5 = \underline{\quad}$

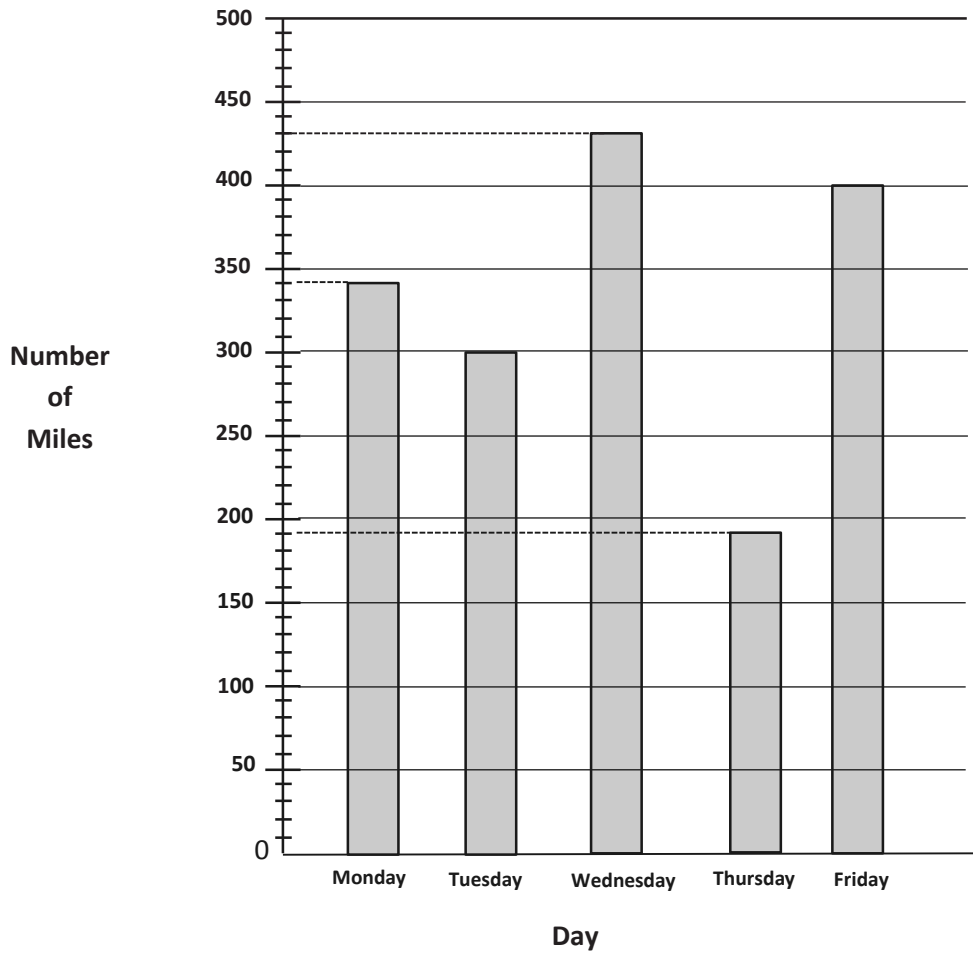
$6 \times 4 = \underline{\quad}$ $6 \times 2 = \underline{\quad}$ $6 \times 4 = \underline{\quad}$ $6 \times 3 = \underline{\quad}$

$6 \times 5 = \underline{\quad}$ $6 \times 3 = \underline{\quad}$ $6 \times 2 = \underline{\quad}$ $6 \times 4 = \underline{\quad}$

$6 \times 3 = \underline{\quad}$ $6 \times 5 = \underline{\quad}$ $6 \times 2 = \underline{\quad}$ $6 \times 4 = \underline{\quad}$

multiply by 6 (1–5)

Number of Miles a Truck Driver Drives



number of miles bar graph

Multiply.

$6 \times 1 = \underline{\quad}$ $6 \times 2 = \underline{\quad}$ $6 \times 3 = \underline{\quad}$ $6 \times 4 = \underline{\quad}$

$6 \times 5 = \underline{\quad}$ $6 \times 6 = \underline{\quad}$ $6 \times 7 = \underline{\quad}$ $6 \times 8 = \underline{\quad}$

$6 \times 9 = \underline{\quad}$ $6 \times 10 = \underline{\quad}$ $6 \times 5 = \underline{\quad}$ $6 \times 6 = \underline{\quad}$

$6 \times 5 = \underline{\quad}$ $6 \times 7 = \underline{\quad}$ $6 \times 5 = \underline{\quad}$ $6 \times 8 = \underline{\quad}$

$6 \times 5 = \underline{\quad}$ $6 \times 9 = \underline{\quad}$ $6 \times 5 = \underline{\quad}$ $6 \times 10 = \underline{\quad}$

$6 \times 6 = \underline{\quad}$ $6 \times 5 = \underline{\quad}$ $6 \times 6 = \underline{\quad}$ $6 \times 7 = \underline{\quad}$

$6 \times 6 = \underline{\quad}$ $6 \times 8 = \underline{\quad}$ $6 \times 6 = \underline{\quad}$ $6 \times 9 = \underline{\quad}$

$6 \times 6 = \underline{\quad}$ $6 \times 7 = \underline{\quad}$ $6 \times 6 = \underline{\quad}$ $6 \times 7 = \underline{\quad}$

$6 \times 8 = \underline{\quad}$ $6 \times 7 = \underline{\quad}$ $6 \times 9 = \underline{\quad}$ $6 \times 7 = \underline{\quad}$

$6 \times 8 = \underline{\quad}$ $6 \times 6 = \underline{\quad}$ $6 \times 8 = \underline{\quad}$ $6 \times 7 = \underline{\quad}$

$6 \times 8 = \underline{\quad}$ $6 \times 9 = \underline{\quad}$ $6 \times 9 = \underline{\quad}$ $6 \times 6 = \underline{\quad}$

$6 \times 9 = \underline{\quad}$ $6 \times 7 = \underline{\quad}$ $6 \times 9 = \underline{\quad}$ $6 \times 8 = \underline{\quad}$

$6 \times 9 = \underline{\quad}$ $6 \times 8 = \underline{\quad}$ $6 \times 6 = \underline{\quad}$ $6 \times 9 = \underline{\quad}$

$6 \times 7 = \underline{\quad}$ $6 \times 9 = \underline{\quad}$ $6 \times 6 = \underline{\quad}$ $6 \times 8 = \underline{\quad}$

$6 \times 9 = \underline{\quad}$ $6 \times 7 = \underline{\quad}$ $6 \times 6 = \underline{\quad}$ $6 \times 8 = \underline{\quad}$

multiply by 6 (6–10)

Multiply.

$7 \times 1 = \underline{\quad\quad}$ $7 \times 2 = \underline{\quad\quad}$ $7 \times 3 = \underline{\quad\quad}$ $7 \times 4 = \underline{\quad\quad}$

$7 \times 5 = \underline{\quad\quad}$ $7 \times 1 = \underline{\quad\quad}$ $7 \times 2 = \underline{\quad\quad}$ $7 \times 1 = \underline{\quad\quad}$

$7 \times 3 = \underline{\quad\quad}$ $7 \times 1 = \underline{\quad\quad}$ $7 \times 4 = \underline{\quad\quad}$ $7 \times 1 = \underline{\quad\quad}$

$7 \times 5 = \underline{\quad\quad}$ $7 \times 1 = \underline{\quad\quad}$ $7 \times 2 = \underline{\quad\quad}$ $7 \times 3 = \underline{\quad\quad}$

$7 \times 2 = \underline{\quad\quad}$ $7 \times 4 = \underline{\quad\quad}$ $7 \times 2 = \underline{\quad\quad}$ $7 \times 5 = \underline{\quad\quad}$

$7 \times 2 = \underline{\quad\quad}$ $7 \times 1 = \underline{\quad\quad}$ $7 \times 2 = \underline{\quad\quad}$ $7 \times 3 = \underline{\quad\quad}$

$7 \times 1 = \underline{\quad\quad}$ $7 \times 3 = \underline{\quad\quad}$ $7 \times 2 = \underline{\quad\quad}$ $7 \times 3 = \underline{\quad\quad}$

$7 \times 4 = \underline{\quad\quad}$ $7 \times 3 = \underline{\quad\quad}$ $7 \times 5 = \underline{\quad\quad}$ $7 \times 3 = \underline{\quad\quad}$

$7 \times 4 = \underline{\quad\quad}$ $7 \times 1 = \underline{\quad\quad}$ $7 \times 4 = \underline{\quad\quad}$ $7 \times 2 = \underline{\quad\quad}$

$7 \times 4 = \underline{\quad\quad}$ $7 \times 3 = \underline{\quad\quad}$ $7 \times 4 = \underline{\quad\quad}$ $7 \times 5 = \underline{\quad\quad}$

$7 \times 4 = \underline{\quad\quad}$ $7 \times 5 = \underline{\quad\quad}$ $7 \times 1 = \underline{\quad\quad}$ $7 \times 5 = \underline{\quad\quad}$

$7 \times 2 = \underline{\quad\quad}$ $7 \times 5 = \underline{\quad\quad}$ $7 \times 3 = \underline{\quad\quad}$ $7 \times 5 = \underline{\quad\quad}$

$7 \times 4 = \underline{\quad\quad}$ $7 \times 2 = \underline{\quad\quad}$ $7 \times 4 = \underline{\quad\quad}$ $7 \times 3 = \underline{\quad\quad}$

$7 \times 5 = \underline{\quad\quad}$ $7 \times 3 = \underline{\quad\quad}$ $7 \times 2 = \underline{\quad\quad}$ $7 \times 4 = \underline{\quad\quad}$

$7 \times 3 = \underline{\quad\quad}$ $7 \times 5 = \underline{\quad\quad}$ $7 \times 2 = \underline{\quad\quad}$ $7 \times 4 = \underline{\quad\quad}$

multiply by 7 (1–5)

Multiply.

$7 \times 1 = \underline{\quad\quad}$ $7 \times 2 = \underline{\quad\quad}$ $7 \times 3 = \underline{\quad\quad}$ $7 \times 4 = \underline{\quad\quad}$

$7 \times 5 = \underline{\quad\quad}$ $7 \times 6 = \underline{\quad\quad}$ $7 \times 7 = \underline{\quad\quad}$ $7 \times 8 = \underline{\quad\quad}$

$7 \times 9 = \underline{\quad\quad}$ $7 \times 10 = \underline{\quad\quad}$ $7 \times 5 = \underline{\quad\quad}$ $7 \times 6 = \underline{\quad\quad}$

$7 \times 5 = \underline{\quad\quad}$ $7 \times 7 = \underline{\quad\quad}$ $7 \times 5 = \underline{\quad\quad}$ $7 \times 8 = \underline{\quad\quad}$

$7 \times 5 = \underline{\quad\quad}$ $7 \times 9 = \underline{\quad\quad}$ $7 \times 5 = \underline{\quad\quad}$ $7 \times 10 = \underline{\quad\quad}$

$7 \times 6 = \underline{\quad\quad}$ $7 \times 5 = \underline{\quad\quad}$ $7 \times 6 = \underline{\quad\quad}$ $7 \times 7 = \underline{\quad\quad}$

$7 \times 6 = \underline{\quad\quad}$ $7 \times 8 = \underline{\quad\quad}$ $7 \times 6 = \underline{\quad\quad}$ $7 \times 9 = \underline{\quad\quad}$

$7 \times 6 = \underline{\quad\quad}$ $7 \times 7 = \underline{\quad\quad}$ $7 \times 6 = \underline{\quad\quad}$ $7 \times 7 = \underline{\quad\quad}$

$7 \times 8 = \underline{\quad\quad}$ $7 \times 7 = \underline{\quad\quad}$ $7 \times 9 = \underline{\quad\quad}$ $7 \times 7 = \underline{\quad\quad}$

$7 \times 8 = \underline{\quad\quad}$ $7 \times 6 = \underline{\quad\quad}$ $7 \times 8 = \underline{\quad\quad}$ $7 \times 7 = \underline{\quad\quad}$

$7 \times 8 = \underline{\quad\quad}$ $7 \times 9 = \underline{\quad\quad}$ $7 \times 9 = \underline{\quad\quad}$ $7 \times 6 = \underline{\quad\quad}$

$7 \times 9 = \underline{\quad\quad}$ $7 \times 7 = \underline{\quad\quad}$ $7 \times 9 = \underline{\quad\quad}$ $7 \times 8 = \underline{\quad\quad}$

$7 \times 9 = \underline{\quad\quad}$ $7 \times 8 = \underline{\quad\quad}$ $7 \times 6 = \underline{\quad\quad}$ $7 \times 9 = \underline{\quad\quad}$

$7 \times 7 = \underline{\quad\quad}$ $7 \times 9 = \underline{\quad\quad}$ $7 \times 6 = \underline{\quad\quad}$ $7 \times 8 = \underline{\quad\quad}$

$7 \times 9 = \underline{\quad\quad}$ $7 \times 7 = \underline{\quad\quad}$ $7 \times 6 = \underline{\quad\quad}$ $7 \times 8 = \underline{\quad\quad}$


multiply by 7 (6–10)

Exit Ticket Packet

Name _____

Date _____

The picture graph below shows data from a survey of students' favorite sports.



- The same number of students picked _____ and _____ as their favorite sport.
- How many students picked tennis as their favorite sport?
- How many more students picked soccer than tennis? Use a number sentence to show your thinking.
- How many total students were surveyed?

Name _____

Date _____

The chart below shows a survey of the book club's favorite type of book.

Book Club's Favorite Type of Book	
Type of Book	Number of Votes
Mystery	12
Biography	16
Fantasy	20
Science Fiction	8

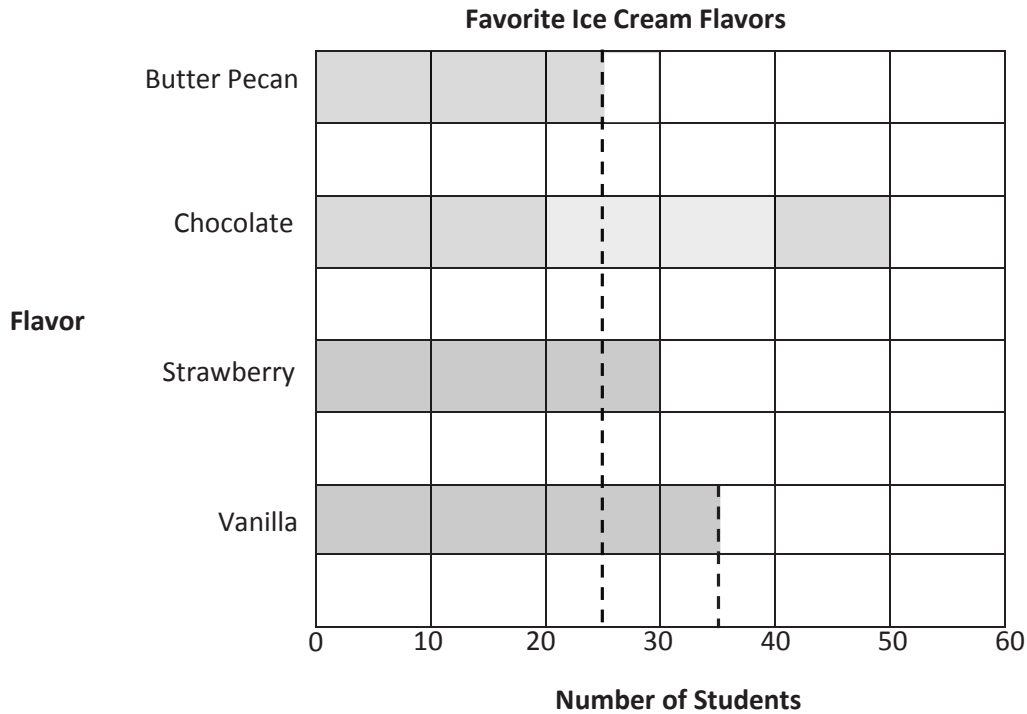
a. Draw tape diagrams with a unit size of 4 to represent the book club's favorite type of book.

b. Use your tape diagrams to draw vertical tape diagrams that represent the data.

Name _____

Date _____

The bar graph below shows the students' favorite ice cream flavors.

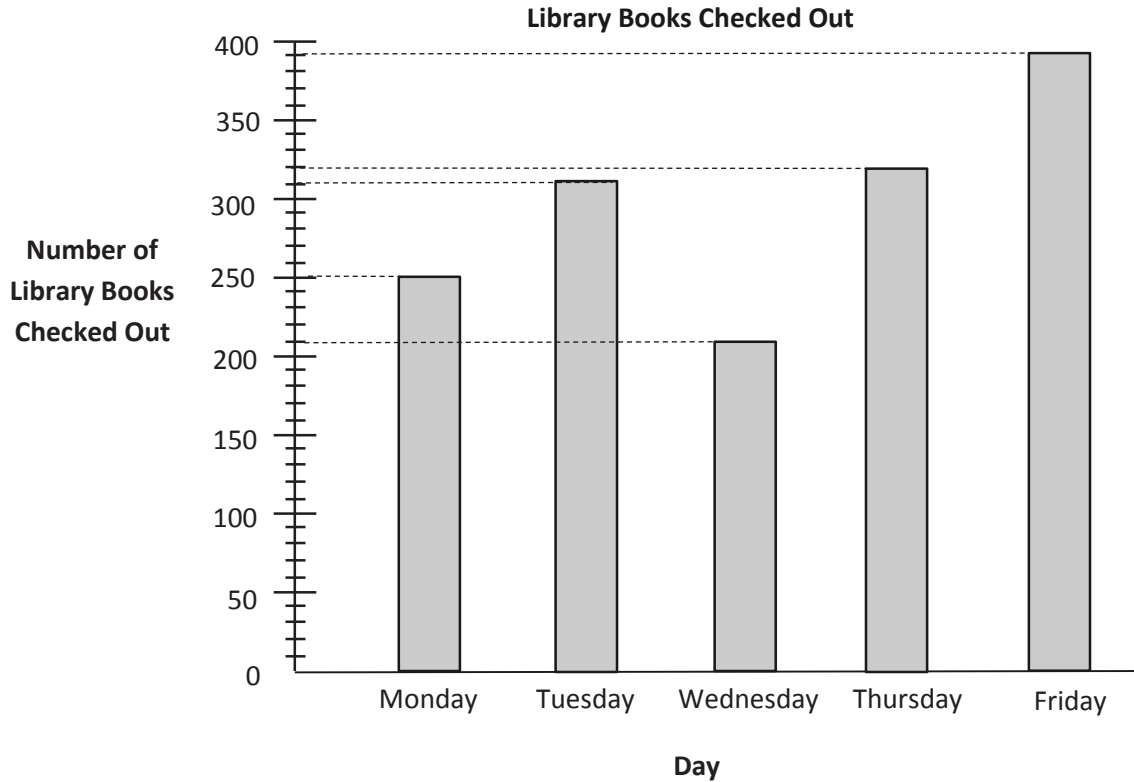


- Use the graph's lines as a ruler to draw intervals on the number line shown above. Then plot and label a point for each flavor on the number line.
- Write a number sentence to show the total number of students who voted for butter pecan, vanilla, and chocolate.

Name _____

Date _____

The graph below shows the number of library books checked out in five days.



- c. How many books in total were checked out on Wednesday and Thursday?
- d. How many more books were checked out on Thursday and Friday than on Monday and Tuesday?

Name _____

Date _____

Davon marks a 4-inch paper strip into equal parts as shown below.



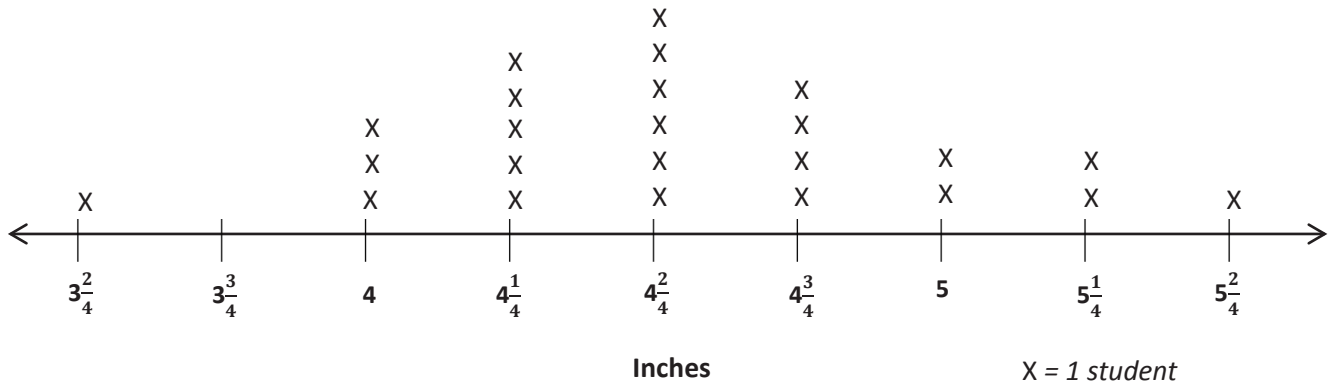
- Label the whole and quarter inches on the paper strip.
- Davon tells his teacher that his paper strip measures 4 inches. Sandra says it measures 16 quarter inches. Explain how the two measurements are the same. Use words, pictures, or numbers.

Name _____

Date _____

Ms. Bravo measures the lengths of her third-grade students' hands in inches. The lengths are shown on the line plot below.

Lengths of Hands of Third-Grade Students



- How many students are in Ms. Bravo's class? How do you know?
- How many students' hands are longer than $4\frac{2}{4}$ inches?
- Darren says that more students' hands are $4\frac{2}{4}$ inches long than 4 and $5\frac{1}{4}$ inches combined. Is he right? Explain your answer.

Name _____

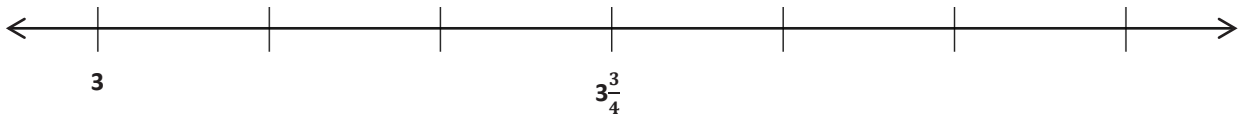
Date _____

Scientists measure the growth of mice in inches. The scientists measure the length of the mice to the nearest $\frac{1}{4}$ inch and record the measurements as shown below.

Lengths of Mice (in Inches)				
$3\frac{1}{4}$	3	$3\frac{1}{4}$	$3\frac{3}{4}$	4
$3\frac{3}{4}$	3	$4\frac{1}{2}$	$4\frac{1}{2}$	$3\frac{3}{4}$
4	$4\frac{1}{4}$	4	$4\frac{1}{4}$	4

Label each tick mark. Then, record the data on the line plot below.

Title: _____

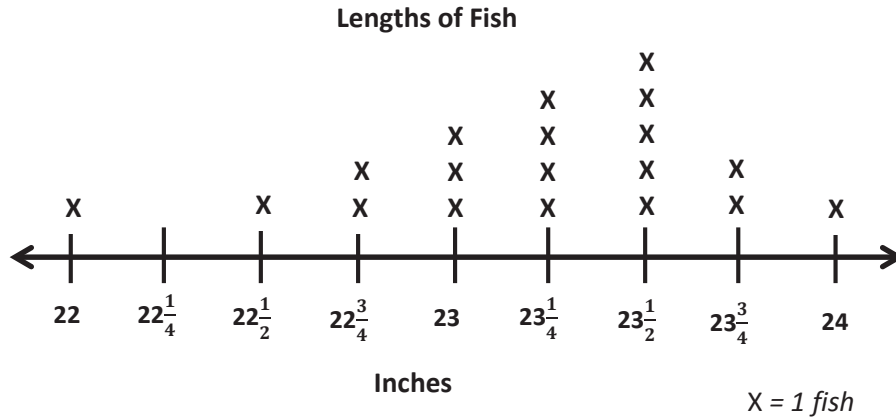


Label: _____ X = 1 mouse

Name _____

Date _____

The line plot below shows the lengths of fish the fishing boat caught.



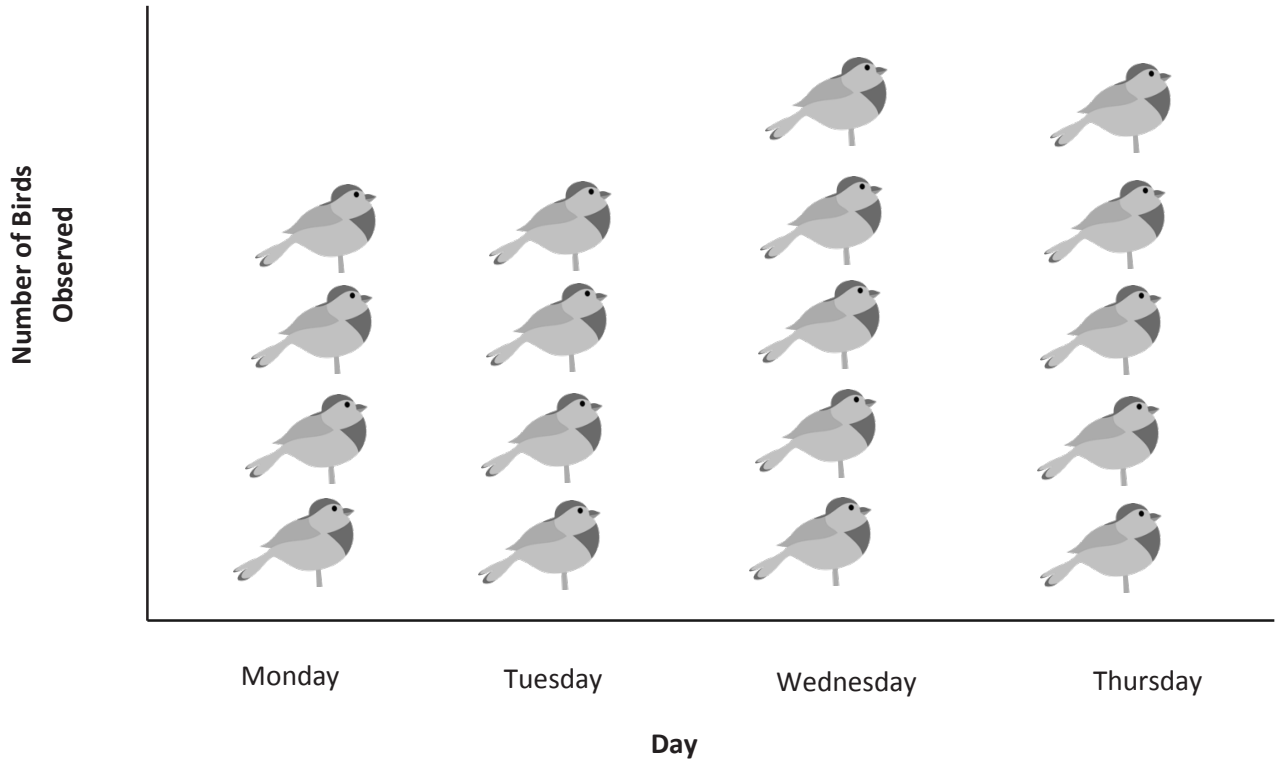
- Find the three most frequent measurements on the line plot.
- Find the difference between the lengths of the longest and shortest fish.
- How many more fish were $23\frac{1}{4}$ inches long than 24 inches long?

Name _____

Date _____

Mr. Gallagher's science class goes bird watching. The picture graph below shows the number of birds the class observes.

Number of Birds Mr. Gallagher's Class Observed



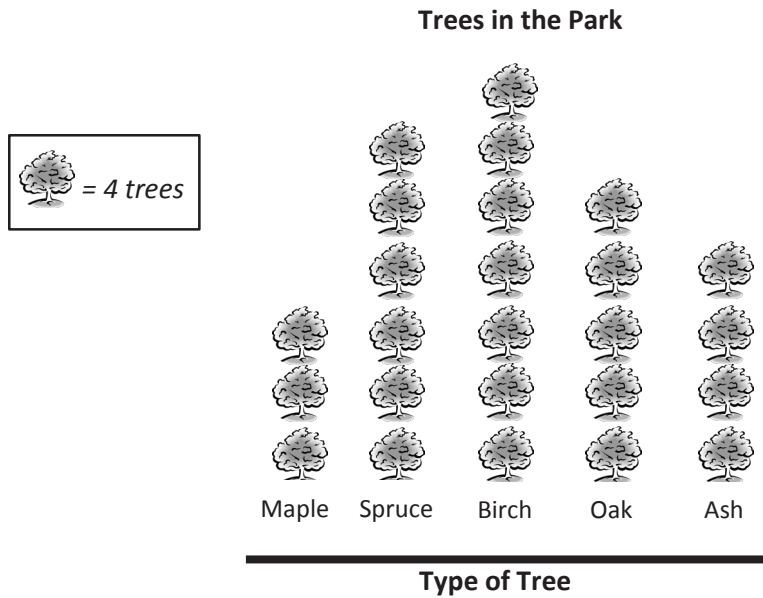
- How many more birds did Mr. Gallagher's class observe on Wednesday and Thursday than on Monday and Tuesday?
- Mr. Manning's class observed 104 birds. How many more birds did Mr. Gallagher's class observe?

Assessment Packet


Name _____

Date _____

1. The picture graph below represents all the trees in the park.



a. Use the grid to create and label a scaled bar graph representing the data in the picture graph above.

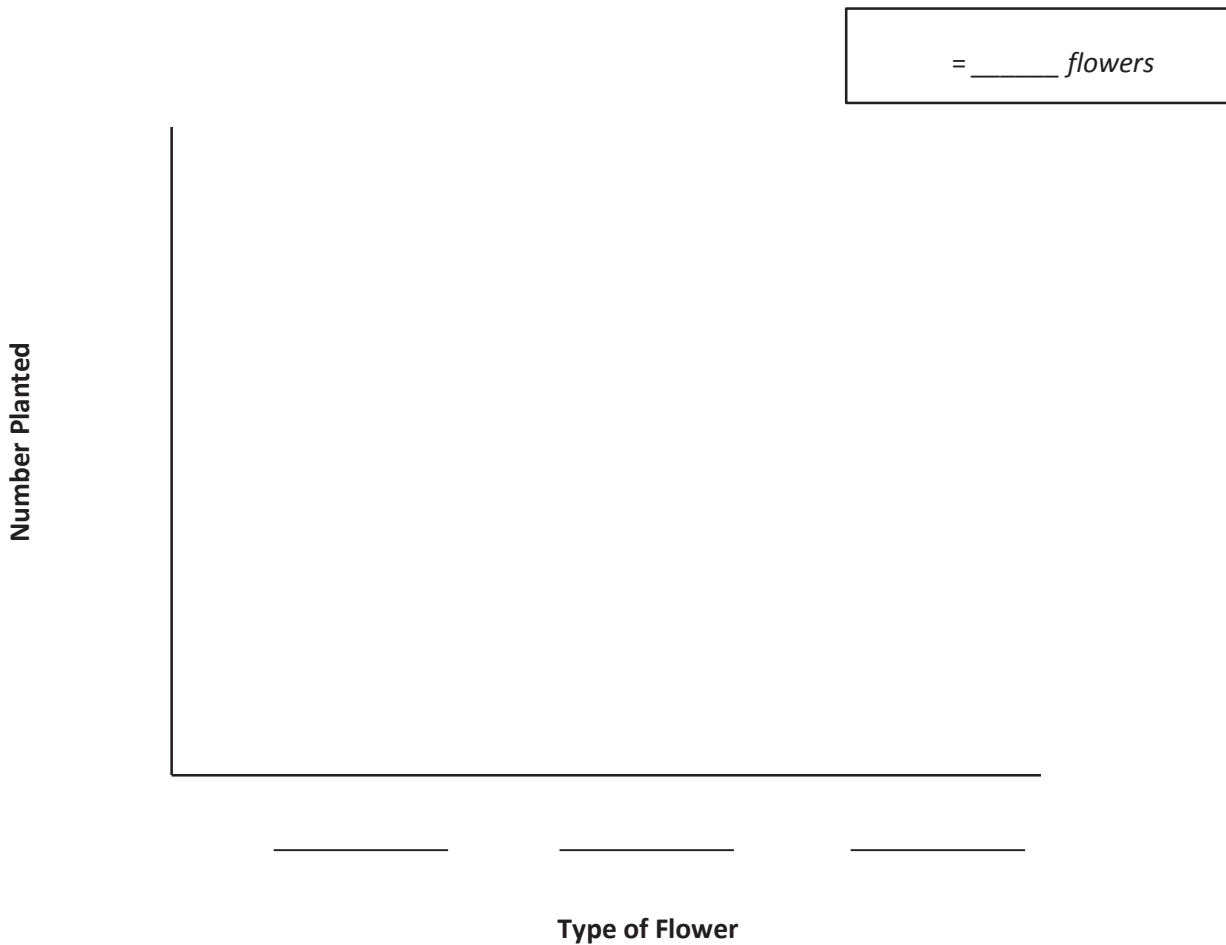


b. How many more maple and oak trees are there than birch trees?

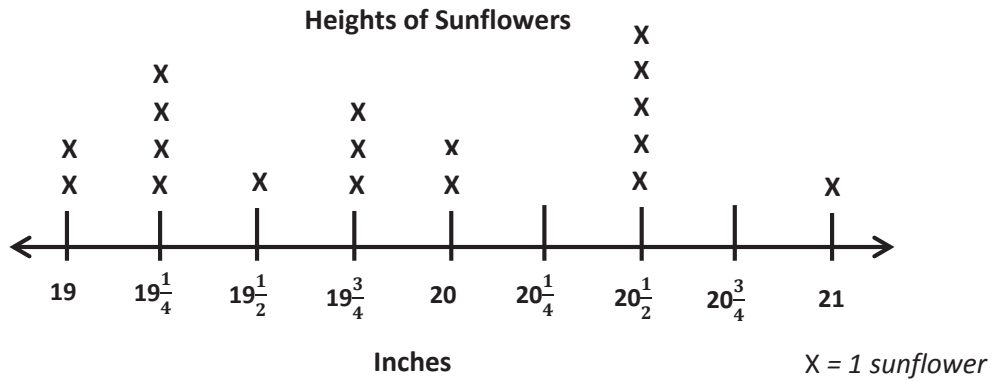
2. The table below shows the number of flowers that were planted by the science club.
- a. Complete the table by filling in the number of marigolds that were planted.

Flowers Planted by Science Club	
Type of Flower	Number Planted
Roses	24
Lilies	12
Marigolds	_____
TOTAL Flowers Planted:	54

- b. Use the lines below to create and label a picture graph using the data in the table. Determine a picture and scale to represent the number of each type of flower.



3. Fred measures the heights of all the sunflowers in his backyard. His measurements in inches are shown on the line plot below.



- a. How many sunflowers are in Fred's backyard? Explain how you know.
- b. What are the three most frequent measurements on the line plot? Write them in order from shortest to longest.

4. Carol measures 16 bamboo shoots. Her measurements are recorded in the table below.

Heights of Bamboo Shoots (in Inches)			
$94\frac{1}{2}$	$94\frac{1}{4}$	$93\frac{3}{4}$	$94\frac{3}{4}$
$94\frac{3}{4}$	95	$94\frac{3}{4}$	$95\frac{1}{4}$
$94\frac{1}{2}$	$94\frac{3}{4}$	$94\frac{3}{4}$	$94\frac{1}{2}$
95	$94\frac{3}{4}$	$94\frac{3}{4}$	95

- a. Make a line plot of the bamboo shoot data. Explain your choice of scale.

- b. How many more bamboo shoots measured $94\frac{3}{4}$ inches than both 95 and $94\frac{1}{2}$ inches combined?