

A Story of Units[®]

Eureka Math[™]

Grade 1, Module 4

Student File_B

*Contains Sprint and Fluency, Exit Ticket,
and Assessment Materials*

Published by the non-profit Great Minds.

Copyright © 2015 Great Minds. No part of this work may be reproduced, sold, or commercialized, in whole or in part, without written permission from Great Minds. Non-commercial use is licensed pursuant to a Creative Commons Attribution-NonCommercial-ShareAlike 4.0 license; for more information, go to <http://greatminds.net/maps/math/copyright>. “Great Minds” and “Eureka Math” are registered trademarks of Great Minds.

Printed in the U.S.A.

This book may be purchased from the publisher at eureka-math.org

10 9 8 7 6 5 4 3 2 1

Sprint and Fluency Packet

Name _____

Date _____

Core Addition Fluency Review

1. $2 + 0 = \underline{\quad}$

2. $2 + 1 = \underline{\quad}$

3. $2 + 2 = \underline{\quad}$

4. $4 + 0 = \underline{\quad}$

5. $0 + 4 = \underline{\quad}$

6. $0 + 3 = \underline{\quad}$

7. $0 + 0 = \underline{\quad}$

8. $3 + 1 = \underline{\quad}$

9. $1 + 3 = \underline{\quad}$

10. $1 + 4 = \underline{\quad}$

11. $1 + 5 = \underline{\quad}$

12. $5 + 1 = \underline{\quad}$

13. $1 + 7 = \underline{\quad}$

14. $7 + 1 = \underline{\quad}$

15. $1 + 8 = \underline{\quad}$

16. $1 + 6 = \underline{\quad}$

17. $6 + 1 = \underline{\quad}$

18. $6 + 2 = \underline{\quad}$

19. $5 + 2 = \underline{\quad}$

20. $4 + 3 = \underline{\quad}$

21. $2 + 3 = \underline{\quad}$

22. $2 + 4 = \underline{\quad}$

23. $4 + 2 = \underline{\quad}$

24. $3 + 2 = \underline{\quad}$

25. $9 + 1 = \underline{\quad}$

26. $8 + 2 = \underline{\quad}$

27. $7 + 2 = \underline{\quad}$

28. $7 + 3 = \underline{\quad}$

29. $6 + 3 = \underline{\quad}$

30. $6 + 4 = \underline{\quad}$

31. $5 + 3 = \underline{\quad}$

32. $3 + 5 = \underline{\quad}$

33. $3 + 4 = \underline{\quad}$

34. $3 + 3 = \underline{\quad}$

35. $4 + 4 = \underline{\quad}$

36. $5 + 4 = \underline{\quad}$

37. $4 + 6 = \underline{\quad}$

38. $2 + 7 = \underline{\quad}$

39. $2 + 8 = \underline{\quad}$

40. $2 + 5 = \underline{\quad}$

41. $5 + 5 = \underline{\quad}$

42. $4 + 5 = \underline{\quad}$


43. $2 + 6 = \underline{\quad}$

44. $3 + 6 = \underline{\quad}$

45. $3 + 7 = \underline{\quad}$

A

Number Correct:



Name _____


Date _____

*Write the missing number.

1.	$10 + 3 = \square$		16.	$10 + \square = 11$	
2.	$10 + 2 = \square$		17.	$10 + \square = 12$	
3.	$10 + 1 = \square$		18.	$5 + \square = 15$	
4.	$1 + 10 = \square$		19.	$4 + \square = 14$	
5.	$4 + 10 = \square$		20.	$\square + 10 = 17$	
6.	$6 + 10 = \square$		21.	$17 - \square = 7$	
7.	$10 + 7 = \square$		22.	$16 - \square = 6$	
8.	$8 + 10 = \square$		23.	$18 - \square = 8$	
9.	$12 - 10 = \square$		24.	$\square - 10 = 8$	
10.	$11 - 10 = \square$		25.	$\square - 10 = 9$	
11.	$10 - 10 = \square$		26.	$1 + 1 + 10 = \square$	
12.	$13 - 10 = \square$		27.	$2 + 2 + 10 = \square$	
13.	$14 - 10 = \square$		28.	$2 + 3 + 10 = \square$	
14.	$15 - 10 = \square$		29.	$4 + \square + 3 = 17$	
15.	$18 - 10 = \square$		30.	$\square + 5 + 10 = 18$	

B

Number Correct:



Name _____


Date _____

*Write the missing number.

1.	$10 + 1 = \square$		16.	$10 + \square = 10$	
2.	$10 + 2 = \square$		17.	$10 + \square = 11$	
3.	$10 + 3 = \square$		18.	$2 + \square = 12$	
4.	$4 + 10 = \square$		19.	$3 + \square = 13$	
5.	$5 + 10 = \square$		20.	$\square + 10 = 13$	
6.	$6 + 10 = \square$		21.	$13 - \square = 3$	
7.	$10 + 8 = \square$		22.	$14 - \square = 4$	
8.	$8 + 10 = \square$		23.	$16 - \square = 6$	
9.	$10 - 10 = \square$		24.	$\square - 10 = 6$	
10.	$11 - 10 = \square$		25.	$\square - 10 = 8$	
11.	$12 - 10 = \square$		26.	$2 + 1 + 10 = \square$	
12.	$13 - 10 = \square$		27.	$3 + 2 + 10 = \square$	
13.	$15 - 10 = \square$		28.	$2 + 3 + 10 = \square$	
14.	$17 - 10 = \square$		29.	$4 + \square + 4 = 18$	
15.	$19 - 10 = \square$		30.	$\square + 6 + 10 = 19$	

A

Number Correct:



Name _____


Date _____

*Write the missing number. Pay attention to the addition or subtraction sign.

1	$5 + 1 = \square$		16	$29 + 10 = \square$	
2	$15 + 1 = \square$		17	$9 + 1 = \square$	
3	$25 + 1 = \square$		18	$19 + 1 = \square$	
4	$5 + 10 = \square$		19	$29 + 1 = \square$	
5	$15 + 10 = \square$		20	$39 + 1 = \square$	
6	$25 + 10 = \square$		21	$40 - 1 = \square$	
7	$8 - 1 = \square$		22	$30 - 1 = \square$	
8	$18 - 1 = \square$		23	$20 - 1 = \square$	
9	$28 - 1 = \square$		24	$20 + \square = 21$	
10	$38 - 1 = \square$		25	$20 + \square = 30$	
11	$38 - 10 = \square$		26	$27 + \square = 37$	
12	$28 - 10 = \square$		27	$27 + \square = 28$	
13	$18 - 10 = \square$		28	$\square + 10 = 34$	
14	$9 + 10 = \square$		29	$\square - 10 = 14$	
15	$19 + 10 = \square$		30	$\square - 10 = 24$	

B

Number Correct:



Name _____

Date _____

*Write the missing number. Pay attention to the addition or subtraction sign.

1	$4 + 1 = \square$		16	$28 + 10 = \square$	
2	$14 + 1 = \square$		17	$9 + 1 = \square$	
3	$24 + 1 = \square$		18	$19 + 1 = \square$	
4	$6 + 10 = \square$		19	$29 + 1 = \square$	
5	$16 + 10 = \square$		20	$39 + 1 = \square$	
6	$26 + 10 = \square$		21	$40 - 1 = \square$	
7	$7 - 1 = \square$		22	$30 - 1 = \square$	
8	$17 - 1 = \square$		23	$20 - 1 = \square$	
9	$27 - 1 = \square$		24	$10 + \square = 11$	
10	$37 - 1 = \square$		25	$10 + \square = 20$	
11	$37 - 10 = \square$		26	$22 + \square = 32$	
12	$27 - 10 = \square$		27	$22 + \square = 23$	
13	$17 - 10 = \square$		28	$\square + 10 = 39$	
14	$8 + 10 = \square$		29	$\square - 10 = 19$	
15	$18 + 10 = \square$		30	$\square - 10 = 29$	

Name _____

Date _____

Core Subtraction Fluency Review

1. $8 - 0 = \underline{\quad}$

16. $9 - 3 = \underline{\quad}$

31. $5 - 5 = \underline{\quad}$

2. $8 - 1 = \underline{\quad}$

17. $10 - 3 = \underline{\quad}$

32. $6 - 5 = \underline{\quad}$

3. $7 - 7 = \underline{\quad}$

18. $10 - 4 = \underline{\quad}$

33. $7 - 5 = \underline{\quad}$

4. $3 - 3 = \underline{\quad}$

19. $10 - 2 = \underline{\quad}$

34. $8 - 5 = \underline{\quad}$

5. $3 - 2 = \underline{\quad}$

20. $10 - 8 = \underline{\quad}$

35. $8 - 4 = \underline{\quad}$

6. $4 - 2 = \underline{\quad}$

21. $10 - 7 = \underline{\quad}$

36. $10 - 5 = \underline{\quad}$

7. $5 - 2 = \underline{\quad}$

22. $10 - 6 = \underline{\quad}$

37. $9 - 5 = \underline{\quad}$

8. $5 - 3 = \underline{\quad}$

23. $6 - 6 = \underline{\quad}$

38. $9 - 4 = \underline{\quad}$

9. $9 - 2 = \underline{\quad}$

24. $7 - 7 = \underline{\quad}$

39. $6 - 3 = \underline{\quad}$

10. $8 - 2 = \underline{\quad}$

25. $7 - 6 = \underline{\quad}$

40. $6 - 4 = \underline{\quad}$

11. $7 - 2 = \underline{\quad}$

26. $8 - 8 = \underline{\quad}$

41. $7 - 3 = \underline{\quad}$

12. $4 - 4 = \underline{\quad}$

27. $8 - 7 = \underline{\quad}$

42. $7 - 4 = \underline{\quad}$

13. $4 - 3 = \underline{\quad}$

28. $9 - 9 = \underline{\quad}$

43. $8 - 6 = \underline{\quad}$

14. $5 - 4 = \underline{\quad}$

29. $9 - 8 = \underline{\quad}$

44. $9 - 6 = \underline{\quad}$

15. $8 - 3 = \underline{\quad}$

30. $10 - 9 = \underline{\quad}$

45. $9 - 7 = \underline{\quad}$

A

Number Correct: 

Name _____

Date _____

*Write the missing number in the sequence.

1.	0, 1, 2, ___		16.	15, ___, 13, 12	
2.	10, 11, 12, ___		17.	___, 24, 23, 22	
3.	20, 21, 22, ___		18.	6, 16, ___, 36	
4.	10, 9, 8, ___		19.	7, ___, 27, 37	
5.	20, 19, 18, ___		20.	___, 19, 29, 39	
6.	40, 39, 38, ___		21.	___, 26, 16, 6	
7.	0, 10, 20, ___		22.	34, ___, 14, 4	
8.	2, 12, 22, ___		23.	___, 20, 21, 22	
9.	5, 15, 25, ___		24.	29, ___, 31, 32	
10.	40, 30, 20, ___		25.	5, ___, 25, 35	
11.	39, 29, 19, ___		26.	___, 25, 15, 5	
12.	7, 8, 9, ___		27.	2, 4, ___, 8	
13.	7, 8, ___, 10		28.	___, 14, 16, 18	
14.	17, ___, 19, 20		29.	8, ___, 4, 2	
15.	15, 14, ___, 12		30.	___, 18, 16, 14	

BNumber Correct: 

Name _____


Date _____

*Write the missing number in the sequence.

1.	1, 2, 3, ___		16.	13, ___, 11, 10	
2.	11, 12, 13, ___		17.	___, 22, 21, 20	
3.	21, 22, 23, ___		18.	5, 15, ___, 35	
4.	10, 9, 8, ___		19.	4, ___, 24, 34	
5.	20, 19, 18, ___		20.	___, 17, 27, 37	
6.	30, 29, 28, ___		21.	___, 29, 19, 9	
7.	0, 10, 20, ___		22.	31, ___, 11, 1	
8.	3, 13, 23, ___		23.	___, 30, 31, 32	
9.	6, 16, 26, ___		24.	19, ___, 21, 22	
10.	40, 30, 20, ___		25.	5, ___, 25, 35	
11.	38, 28, 18, ___		26.	___, 25, 15, 5	
12.	6, 7, 8, ___		27.	2, 4, ___, 8	
13.	6, 7, ___, 9		28.	___, 12, 14, 16	
14.	16, ___, 18, 19		29.	12, ___, 8, 6	
15.	16, ___, 14, 13		30.	___, 20, 18, 16	

A

Number Correct:



Name _____

Date _____

*Write the missing number. Pay attention to the + and - signs.

1.	$3 + \square = 4$		16.	$3 + \square = 7$	
2.	$1 + \square = 4$		17.	$7 = 4 + \square$	
3.	$4 - 1 = \square$		18.	$7 - 4 = \square$	
4.	$4 - 3 = \square$		19.	$7 - 3 = \square$	
5.	$3 + \square = 5$		20.	$3 + \square = 8$	
6.	$2 + \square = 5$		21.	$8 = 5 + \square$	
7.	$5 - 2 = \square$		22.	$\square = 8 - 5$	
8.	$5 - 3 = \square$		23.	$\square = 8 - 3$	
9.	$4 + \square = 6$		24.	$3 + \square = 9$	
10.	$2 + \square = 6$		25.	$9 = 6 + \square$	
11.	$6 - 2 = \square$		26.	$\square = 9 - 6$	
12.	$6 - 4 = \square$		27.	$\square = 9 - 3$	
13.	$6 - 3 = \square$		28.	$9 - 4 = \square + 2$	
14.	$3 + \square = 6$		29.	$\square + 3 = 9 - 3$	
15.	$6 - \square = 3$		30.	$\square - 7 = 8 - 6$	

BNumber Correct: 

Name _____

Date _____

*Write the missing number. Pay attention to the + and - signs.

1.	$4 + \square = 4$		16.	$2 + \square = 7$	
2.	$0 + \square = 4$		17.	$7 = 5 + \square$	
3.	$4 - 0 = \square$		18.	$7 - 5 = \square$	
4.	$4 - 4 = \square$		19.	$7 - 2 = \square$	
5.	$4 + \square = 5$		20.	$2 + \square = 8$	
6.	$1 + \square = 5$		21.	$8 = 6 + \square$	
7.	$5 - 1 = \square$		22.	$\square = 8 - 6$	
8.	$5 - 4 = \square$		23.	$\square = 8 - 2$	
9.	$5 + \square = 6$		24.	$2 + \square = 9$	
10.	$1 + \square = 6$		25.	$9 = 7 + \square$	
11.	$6 - 1 = \square$		26.	$\square = 9 - 7$	
12.	$6 - 5 = \square$		27.	$\square = 9 - 2$	
13.	$2 + \square = 6$		28.	$9 - 3 = \square + 3$	
14.	$4 + \square = 6$		29.	$\square + 2 = 9 - 4$	
15.	$6 - 4 = \square$		30.	$\square - 6 = 8 - 3$	

Name _____

Date _____

Core Addition Fluency Review: Missing Addends

1. $5 + \underline{\quad} = 5$

16. $6 + \underline{\quad} = 7$

31. $9 + \underline{\quad} = 9$

2. $4 + \underline{\quad} = 5$

17. $1 + \underline{\quad} = 7$

32. $0 + \underline{\quad} = 9$

3. $2 + \underline{\quad} = 5$

18. $0 + \underline{\quad} = 7$

33. $1 + \underline{\quad} = 9$

4. $3 + \underline{\quad} = 5$

19. $7 + \underline{\quad} = 7$

34. $2 + \underline{\quad} = 9$

5. $0 + \underline{\quad} = 5$

20. $3 + \underline{\quad} = 7$

35. $7 + \underline{\quad} = 9$

6. $1 + \underline{\quad} = 5$

21. $4 + \underline{\quad} = 7$

36. $6 + \underline{\quad} = 9$

7. $1 + \underline{\quad} = 6$

22. $4 + \underline{\quad} = 8$

37. $5 + \underline{\quad} = 9$

8. $0 + \underline{\quad} = 6$

23. $5 + \underline{\quad} = 8$

38. $3 + \underline{\quad} = 9$

9. $6 + \underline{\quad} = 6$

24. $6 + \underline{\quad} = 8$

39. $4 + \underline{\quad} = 9$

10. $5 + \underline{\quad} = 6$

25. $2 + \underline{\quad} = 8$

40. $4 + \underline{\quad} = 10$

11. $3 + \underline{\quad} = 6$

26. $3 + \underline{\quad} = 8$

41. $5 + \underline{\quad} = 10$

12. $4 + \underline{\quad} = 6$

27. $0 + \underline{\quad} = 8$

42. $6 + \underline{\quad} = 10$

13. $2 + \underline{\quad} = 6$

28. $8 + \underline{\quad} = 8$

43. $3 + \underline{\quad} = 10$

14. $2 + \underline{\quad} = 7$

29. $7 + \underline{\quad} = 8$

44. $1 + \underline{\quad} = 10$

15. $5 + \underline{\quad} = 7$

30. $1 + \underline{\quad} = 8$

45. $2 + \underline{\quad} = 10$

A

Number Correct: 

Name _____

Date _____

*Write the missing number.

1	$6 + 1 = \square$		16	$6 + 3 = \square$	
2	$16 + 1 = \square$		17	$16 + 3 = \square$	
3	$26 + 1 = \square$		18	$26 + 3 = \square$	
4	$5 + 2 = \square$		19	$4 + 5 = \square$	
5	$15 + 2 = \square$		20	$15 + 4 = \square$	
6	$25 + 2 = \square$		21	$8 + 2 = \square$	
7	$5 + 3 = \square$		22	$18 + 2 = \square$	
8	$15 + 3 = \square$		23	$28 + 2 = \square$	
9	$25 + 3 = \square$		24	$8 + 3 = \square$	
10	$4 + 4 = \square$		25	$8 + 13 = \square$	
11	$14 + 4 = \square$		26	$8 + 23 = \square$	
12	$24 + 4 = \square$		27	$8 + 5 = \square$	
13	$5 + 4 = \square$		28	$8 + 15 = \square$	
14	$15 + 4 = \square$		29	$28 + \square = 33$	
15	$25 + 4 = \square$		30	$25 + \square = 33$	

BNumber Correct: 

Name _____

Date _____

*Write the missing number.

1	$5 + 1 = \square$		16	$6 + 3 = \square$	
2	$15 + 1 = \square$		17	$16 + 3 = \square$	
3	$25 + 1 = \square$		18	$26 + 3 = \square$	
4	$4 + 2 = \square$		19	$3 + 5 = \square$	
5	$14 + 2 = \square$		20	$15 + 3 = \square$	
6	$24 + 2 = \square$		21	$9 + 1 = \square$	
7	$5 + 3 = \square$		22	$19 + 1 = \square$	
8	$15 + 3 = \square$		23	$29 + 1 = \square$	
9	$25 + 3 = \square$		24	$9 + 2 = \square$	
10	$6 + 2 = \square$		25	$9 + 12 = \square$	
11	$16 + 2 = \square$		26	$9 + 22 = \square$	
12	$26 + 2 = \square$		27	$9 + 5 = \square$	
13	$4 + 3 = \square$		28	$9 + 15 = \square$	
14	$14 + 3 = \square$		29	$29 + \square = 34$	
15	$24 + 3 = \square$		30	$25 + \square = 34$	

ANumber Correct: 

Name _____

Date _____

*Write the missing number. Pay attention to the + and - signs.

1	$2 + 2 = \square$		16	$2 + \square = 8$	
2	$2 + \square = 4$		17	$6 + \square = 8$	
3	$4 - 2 = \square$		18	$8 - 6 = \square$	
4	$3 + 3 = \square$		19	$8 - 2 = \square$	
5	$3 + \square = 6$		20	$9 + 2 = \square$	
6	$6 - 3 = \square$		21	$9 + \square = 11$	
7	$4 + \square = 7$		22	$11 - 9 = \square$	
8	$3 + \square = 7$		23	$9 + \square = 15$	
9	$7 - 3 = \square$		24	$15 - 9 = \square$	
10	$7 - 4 = \square$		25	$8 + \square = 15$	
11	$5 + 4 = \square$		26	$15 - \square = 8$	
12	$4 + \square = 9$		27	$8 + \square = 17$	
13	$9 - 4 = \square$		28	$17 - \square = 8$	
14	$9 - 5 = \square$		29	$27 - \square = 8$	
15	$9 - \square = 4$		30	$37 - \square = 8$	

BNumber Correct: 

Name _____

Date _____

*Write the missing number. Pay attention to the + and - signs.

1	$3 + 3 = \square$		16	$2 + \square = 9$	
2	$3 + \square = 6$		17	$7 + \square = 9$	
3	$6 - 3 = \square$		18	$9 - 7 = \square$	
4	$4 + 4 = \square$		19	$9 - 2 = \square$	
5	$4 + \square = 8$		20	$9 + 5 = \square$	
6	$8 - 4 = \square$		21	$9 + \square = 14$	
7	$4 + \square = 9$		22	$14 - 9 = \square$	
8	$5 + \square = 9$		23	$9 + \square = 16$	
9	$9 - 5 = \square$		24	$16 - 9 = \square$	
10	$9 - 4 = \square$		25	$8 + \square = 16$	
11	$3 + 4 = \square$		26	$16 - \square = 8$	
12	$4 + \square = 7$		27	$8 + \square = 16$	
13	$7 - 4 = \square$		28	$16 - \square = 8$	
14	$7 - 3 = \square$		29	$26 - \square = 8$	
15	$7 - \square = 3$		30	$36 - \square = 8$	

ANumber Correct: 

Name _____

Date _____

*Write the missing number.

1.	$5 + \square = 10$		16.	$9 + \square = 10$	
2.	$9 + \square = 10$		17.	$19 + \square = 20$	
3.	$10 + \square = 10$		18.	$5 + \square = 10$	
4.	$0 + \square = 10$		19.	$15 + \square = 20$	
5.	$8 + \square = 10$		20.	$1 + \square = 10$	
6.	$7 + \square = 10$		21.	$11 + \square = 20$	
7.	$6 + \square = 10$		22.	$3 + \square = 10$	
8.	$4 + \square = 10$		23.	$13 + \square = 20$	
9.	$3 + \square = 10$		24.	$4 + \square = 10$	
10.	$\square + 7 = 10$		25.	$14 + \square = 20$	
11.	$2 + \square = 10$		26.	$16 + \square = 20$	
12.	$\square + 8 = 10$		27.	$2 + \square = 10$	
13.	$1 + \square = 10$		28.	$12 + \square = 20$	
14.	$\square + 2 = 10$		29.	$18 + \square = 20$	
15.	$\square + 3 = 10$		30.	$11 + \square = 20$	

BNumber Correct: 

Name _____

Date _____

*Write the missing number.

1.	$10 + \square = 10$		16.	$5 + \square = 10$	
2.	$0 + \square = 10$		17.	$15 + \square = 20$	
3.	$9 + \square = 10$		18.	$9 + \square = 10$	
4.	$5 + \square = 10$		19.	$19 + \square = 20$	
5.	$6 + \square = 10$		20.	$8 + \square = 10$	
6.	$7 + \square = 10$		21.	$18 + \square = 20$	
7.	$8 + \square = 10$		22.	$2 + \square = 10$	
8.	$2 + \square = 10$		23.	$12 + \square = 20$	
9.	$3 + \square = 10$		24.	$3 + \square = 10$	
10.	$\square + 7 = 10$		25.	$13 + \square = 20$	
11.	$2 + \square = 10$		26.	$17 + \square = 20$	
12.	$\square + 8 = 10$		27.	$4 + \square = 10$	
13.	$1 + \square = 10$		28.	$16 + \square = 20$	
14.	$\square + 9 = 10$		29.	$18 + \square = 20$	
15.	$\square + 2 = 10$		30.	$12 + \square = 40$	

Exit Ticket Packet

Name _____

Date _____

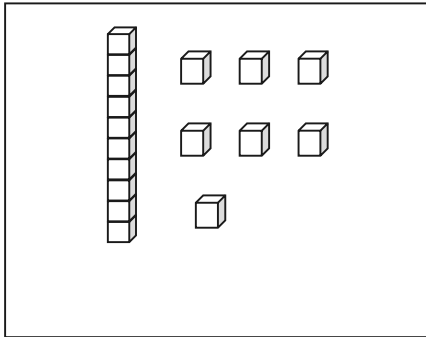
Complete the number bonds.

<p>1.</p>	<p>2.</p>
<p>3.</p>	<p>4.</p>

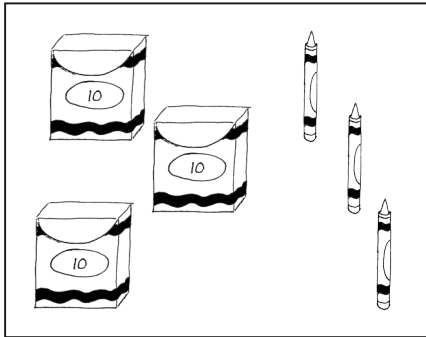
Name _____

Date _____


Match the picture to the place value chart that shows the correct tens and ones.



tens	ones
4	0



tens	ones
1	7



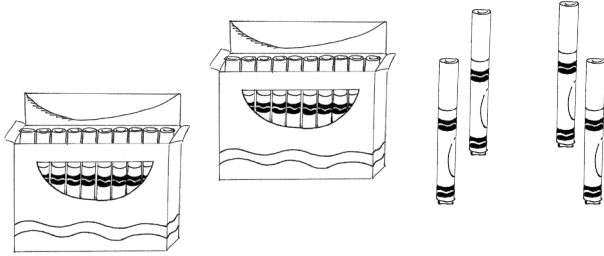
tens	ones
3	3

Name _____

Date _____

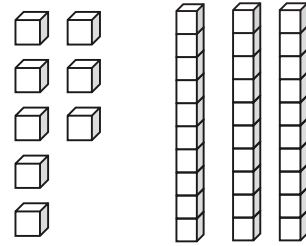
Count as many tens as you can. Complete each statement. Say the numbers and the sentences.

1.



_____ tens _____ ones is the
same as _____ ones.

2.



_____ tens _____ ones is the
same as _____ ones.

Fill in the missing numbers.

3.

27



tens	ones


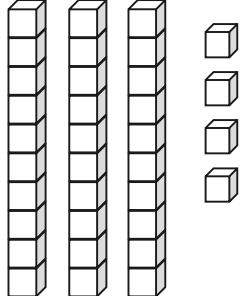
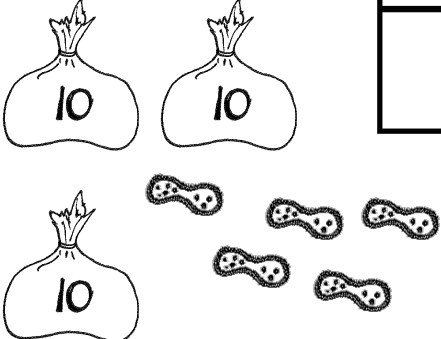



_____ ones

Name _____

Date _____

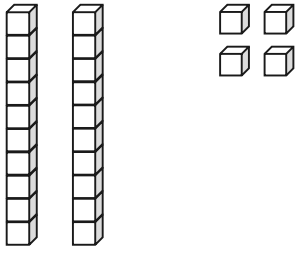
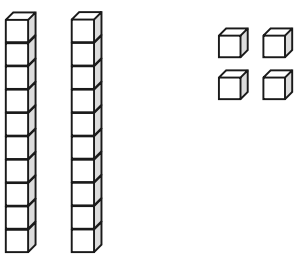
Write the tens and ones. Then, write an addition sentence to add the tens and ones.

<p>1.</p>  <table border="1" style="float: right; margin-left: 20px;"> <thead> <tr> <th style="padding: 5px;">tens</th> <th style="padding: 5px;">ones</th> </tr> </thead> <tbody> <tr> <td style="height: 40px;"></td> <td style="height: 40px;"></td> </tr> </tbody> </table> <p style="text-align: center; margin-top: 20px;"><u>10</u> + <u> </u> = <u> </u></p>	tens	ones			<p>2.</p>  <table border="1" style="float: right; margin-left: 20px;"> <thead> <tr> <th style="padding: 5px;">tens</th> <th style="padding: 5px;">ones</th> </tr> </thead> <tbody> <tr> <td style="height: 40px;"></td> <td style="height: 40px;"></td> </tr> </tbody> </table> <p style="text-align: center; margin-top: 20px;"><u> </u> + <u>4</u> = <u> </u></p>	tens	ones		
tens	ones								
tens	ones								
<p>3.</p>  <table border="1" style="float: right; margin-left: 20px;"> <thead> <tr> <th style="padding: 5px;">tens</th> <th style="padding: 5px;">ones</th> </tr> </thead> <tbody> <tr> <td style="height: 40px;"></td> <td style="height: 40px;"></td> </tr> </tbody> </table> <p style="text-align: center; margin-top: 20px;"><u> </u> = <u>30</u> + <u> </u></p>	tens	ones			<p>4.</p>  <table border="1" style="float: right; margin-left: 20px;"> <thead> <tr> <th style="padding: 5px;">tens</th> <th style="padding: 5px;">ones</th> </tr> </thead> <tbody> <tr> <td style="height: 40px;"></td> <td style="height: 40px;"></td> </tr> </tbody> </table> <p style="text-align: center; margin-top: 20px;"><u> </u> = <u>6</u> + <u> </u></p>	tens	ones		
tens	ones								
tens	ones								

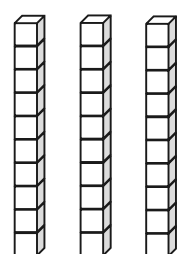
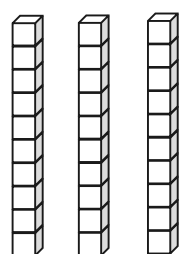
Name _____

Date _____

Draw 1 more or 10 more. You may use a quick ten to show 10 more.

<p>1.</p>  <p>1 more than 24 is _____.</p>	<p>2.</p>  <p>10 more than 24 is _____.</p>
---	---

Cross off (x) to show 1 less or 10 less.


<p>3.</p>  <p>10 less than 30 is _____.</p>	<p>4.</p>  <p>1 less than 30 is _____.</p>
---	---

Name _____

Date _____


Fill in the blank. Draw or cross off tens or ones as needed.

1.



10 more than 23 is _____.

2.



1 more than 13 is _____.

3.



10 less than 31 is _____.

4.



1 less than 14 is _____.

Name _____

Date _____

1. Write the number of items in each set. Then, circle the set that is *greater* in number. Write a statement to compare the two sets.



_____ is greater than _____.

2. Write the number of items in each set. Then, circle the set that is *less* in number. Say a statement to compare the two sets.



_____ is less than _____.

3. Circle the set of coins that has a greater value.



4. Circle the set of coins that has less value.



Name _____

Date _____

1. Write the numbers in order from *greatest* to *least*.

	40	
39		29
	30	

2. Complete the sentence frames using the phrases from the word bank to compare the two numbers.

Word Bank

a. 17 _____ 24

is greater than
is less than
is equal to










b. 23 _____ 2 tens 3 ones

c. 29 _____ 20

Name _____

Date _____

Write the numbers in the blanks so that the alligator is eating the greater number. Read the number sentence, using *is greater than*, *is less than*, or *is equal to*. Remember to start with the number on the left.

a. 12 10 _____  _____	b. 22 24 _____  _____	c. 17 25 _____  _____
d. 13 3 _____  _____	e. 27 28 _____  _____	f. 30 21 _____  _____
g. 12 21 _____  _____	h. 31 13 _____  _____	i. 32 23 _____  _____

Name _____

Date _____

Circle the correct words to make the sentence true. Use $>$, $<$, or $=$ and numbers to write a true number sentence.


<p>a.</p> <p>29</p> <div style="border: 1px solid black; padding: 5px; display: inline-block;"> <p>is greater than</p> <p>is less than</p> <p>is equal to</p> </div> <p>2 tens 6 ones</p> <p>_____ ○ _____</p>	<p>b.</p> <p>1 ten 8 ones</p> <div style="border: 1px solid black; padding: 5px; display: inline-block;"> <p>is greater than</p> <p>is less than</p> <p>is equal to</p> </div> <p>19</p> <p>_____ ○ _____</p>
<p>c.</p> <p>2 tens 9 ones</p> <div style="border: 1px solid black; padding: 5px; display: inline-block;"> <p>is greater than</p> <p>is less than</p> <p>is equal to</p> </div> <p>40</p> <p>_____ ○ _____</p>	<p>d.</p> <p>39</p> <div style="border: 1px solid black; padding: 5px; display: inline-block;"> <p>is greater than</p> <p>is less than</p> <p>is equal to</p> </div> <p>4 tens 0 ones</p> <p>_____ ○ _____</p>

Name _____

Date _____

Complete the number bonds and number sentences.

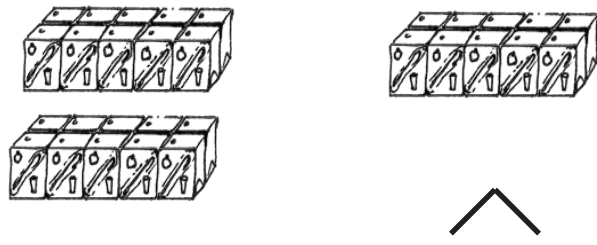
1.



1 ten + 1 ten = _____ tens

_____ + _____ = 20


2.



_____ tens = _____ tens + _____ ten

_____ = _____ + _____


3.



_____ tens - _____ ten = _____ tens

_____ - _____ = _____

4.



_____ tens - _____ tens = _____ tens

_____ - _____ = _____

Name _____

Date _____

Complete the number sentences. Use quick tens, the arrow way, or coins to show your thinking.

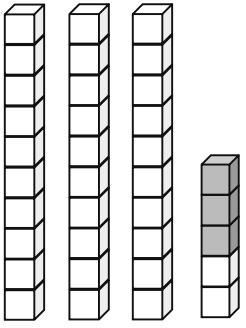
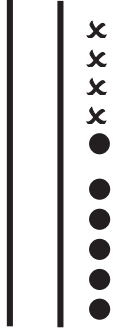
$$28 + 10 = \underline{\quad}$$

$$14 + 20 = \underline{\quad}$$



Name _____

Date _____

Fill in the place value chart, and write a number sentence to match the picture.

<p>1.</p>  <div style="display: flex; justify-content: center; align-items: center; margin-top: 20px;"> <div style="border: 1px solid black; padding: 5px; margin-right: 10px;">_____</div> <div style="font-size: 24px; margin-right: 10px;">+</div> <div style="border: 1px solid black; padding: 5px; margin-right: 10px;">_____</div> <div style="font-size: 24px; margin-right: 10px;">=</div> <div style="border: 1px solid black; padding: 5px; margin-right: 10px;">_____</div> </div>	<p>2.</p>  <div style="display: flex; justify-content: center; align-items: center; margin-top: 20px;"> <div style="border: 1px solid black; padding: 5px; margin-right: 10px;">_____</div> <div style="font-size: 24px; margin-right: 10px;">+</div> <div style="border: 1px solid black; padding: 5px; margin-right: 10px;">_____</div> <div style="font-size: 24px; margin-right: 10px;">=</div> <div style="border: 1px solid black; padding: 5px; margin-right: 10px;">_____</div> </div>
---	---

Draw quick tens, ones, and number bonds to solve. Complete the place value chart.

<p>3.</p> <div style="display: flex; align-items: center; margin-bottom: 20px;"> <div style="text-align: center; margin-right: 20px;"> $33 + 6 = \underline{\quad}$  </div> <div style="border: 1px solid black; padding: 5px; margin-left: 20px;"> <table style="width: 100%; border-collapse: collapse;"> <tr> <th style="padding: 5px;">tens</th> <th style="padding: 5px;">ones</th> </tr> <tr> <td style="height: 40px;"></td> <td style="height: 40px;"></td> </tr> </table> </div> </div>	tens	ones			<p>4.</p> <div style="display: flex; align-items: center; margin-bottom: 20px;"> <div style="text-align: center; margin-right: 20px;"> $23 + 7 = \underline{\quad}$  </div> <div style="border: 1px solid black; padding: 5px; margin-left: 20px;"> <table style="width: 100%; border-collapse: collapse;"> <tr> <th style="padding: 5px;">tens</th> <th style="padding: 5px;">ones</th> </tr> <tr> <td style="height: 40px;"></td> <td style="height: 40px;"></td> </tr> </table> </div> </div>	tens	ones		
tens	ones								
tens	ones								

Name _____

Date _____

Draw quick tens and ones. Complete the number sentence and place value chart.

1. $17 + 1 = \underline{\quad}$ <table border="1" style="margin-left: auto; margin-right: auto;"><tr><th>tens</th><th>ones</th></tr><tr><td> </td><td> </td></tr></table>	tens	ones			2. $17 + 3 = \underline{\quad}$ <table border="1" style="margin-left: auto; margin-right: auto;"><tr><th>tens</th><th>ones</th></tr><tr><td> </td><td> </td></tr></table>	tens	ones			3. $17 + 6 = \underline{\quad}$ <table border="1" style="margin-left: auto; margin-right: auto;"><tr><th>tens</th><th>ones</th></tr><tr><td> </td><td> </td></tr></table>	tens	ones		
tens	ones													
tens	ones													
tens	ones													

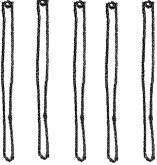

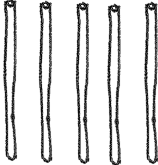

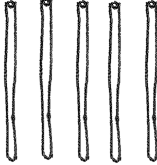

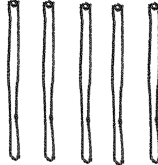
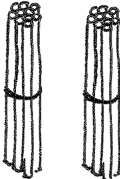
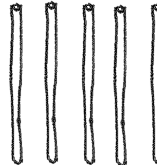

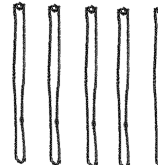
Make a number bond to solve. Show your thinking with number sentences or the arrow way. Complete the place value chart.

4. $32 + 7 = \underline{\quad}$ <table border="1" style="margin-left: auto; margin-right: auto;"><tr><th>tens</th><th>ones</th></tr><tr><td> </td><td> </td></tr></table>	tens	ones			5. $26 + 9 = \underline{\quad}$ <table border="1" style="margin-left: auto; margin-right: auto;"><tr><th>tens</th><th>ones</th></tr><tr><td> </td><td> </td></tr></table>	tens	ones		
tens	ones								
tens	ones								

Name _____

Date _____

1. Solve the problems.

a.				$7 + 5 = \underline{\quad}$	
b.					$17 + 5 = \underline{\quad}$
c.					$27 + 5 = \underline{\quad}$

Solve the problems.

2. a. $5 + 3 = \underline{\quad}$

3. a. $5 + 8 = \underline{\quad}$

b. $15 + 3 = \underline{\quad}$

b. $15 + 8 = \underline{\quad}$

c. $25 + 3 = \underline{\quad}$

c. $25 + 8 = \underline{\quad}$

d. $35 + 3 = \underline{\quad}$

Name _____

Date _____

Solve using quick ten drawings to show your work.

1. $24 + 5$

2. $14 + 20$

Draw number bonds to solve.

3. $19 + 20$

4. $36 + 3$

5. Draw dimes and pennies to help you solve the addition problem.

$13 + 20$

Name _____

Date _____

Find the totals using quick ten drawings or number bonds.

1. $17 + 8 = \underline{\quad}$	2. $28 + 7 = \underline{\quad}$
3. $24 + 10 = \underline{\quad}$	4. $19 + 20 = \underline{\quad}$

Name _____

Date _____

Circle the work that correctly solves the addition problem.

$17 + 9$

a.

$17 + 9$
 $3 \quad 6$
 $17 + 3 = 20$
 $20 + 6 = 26$

b.

$17 + 9$
 $20 + 5 = 25$

c.

$17 + 9$
 $17 \xrightarrow{+3} 20 \xrightarrow{+6} 26$

- d. Fix the work that was incorrect by making a new drawing in the space below with the matching number sentence.

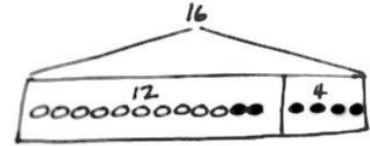
Name _____

Date _____

Read the word problem.

Draw a tape diagram and label.

Write a number sentence and a statement that matches the story.

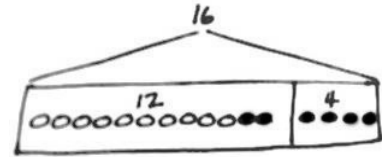


Peter counted 14 ladybugs in a garden, and Lee counted 6 ladybugs outside of the garden. How many ladybugs did they count in all?

They counted _____ ladybugs.

Name _____

Date _____

Read the word problem.Draw a tape diagram and label.Write a number sentence and a statement that matches the story.

There were 6 turtles in the tank. Dad bought some more turtles. Now, there are 12 turtles. How many turtles did Dad buy?

Dad bought _____ turtles.

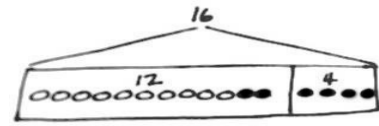
Name _____

Date _____

Read the word problem.

Draw a tape diagram and label.

Write a number sentence and a statement that matches the story.



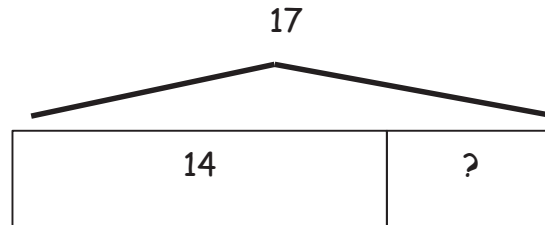
Shanika read some pages on Monday. On Tuesday, she read 6 pages. She read 13 pages during the 2 days. How many pages did she read on Monday?

Shanika read _____ pages on Monday.

Name _____

Date _____

Circle the 2 story problems that match the tape diagram.



- a. There are 14 ants on the picnic blanket. Then, some more ants came over. Now, there are 17 ants on the picnic blanket. How many ants came over?
- b. 14 children are on the playground from one class. Then, 17 children from another class came to the playground. How many children are on the playground now?
- c. 17 grapes were on the plate. Willie ate 14 grapes. How many grapes are on the plate now?

Name _____

Date _____

1. Match the place value charts that show the same amount.

a.

tens	ones
2	12

tens	ones
2	16

b.

tens	ones
2	8

tens	ones
1	18

c.

tens	ones
3	6



tens	ones
3	2

2. Tamra says that 24 is the same as 1 ten 14 ones, and Willie says that 24 is the same as 2 tens 14 ones. Draw quick tens to show if Tamra or Willie is correct.

Name _____

Date _____

Solve using number bonds. Write the two number sentences that show that you added the ten first.

<p>1. $13 + 26 = \underline{\quad}$</p>  $\underline{\quad} + \underline{\quad} = \underline{\quad}$ $\underline{\quad} + \underline{\quad} = \underline{\quad}$	<p>2. $19 + 21 = \underline{\quad}$</p>  $\underline{\quad} + \underline{\quad} = \underline{\quad}$ $\underline{\quad} + \underline{\quad} = \underline{\quad}$
--	--

Name _____

Date _____

Solve using number bonds. Write the 2 number sentences to record what you did.

a.

$12 + 27 = \underline{\quad\quad}$

b.

$21 + 19 = \underline{\quad\quad}$

Name _____

Date _____

1. Solve using number bonds to add ten first. Write the 2 number sentences that helped you.

<p>a. $15 + 19 = \underline{\quad}$</p> <p style="margin-left: 20px;">^</p> <p>$\underline{\quad} + \underline{\quad} = \underline{\quad}$</p> <p>$\underline{\quad} + \underline{\quad} = \underline{\quad}$</p>	<p>b. $19 + 17 = \underline{\quad}$</p> <p style="margin-left: 20px;">^</p> <p>$\underline{\quad} + \underline{\quad} = \underline{\quad}$</p> <p>$\underline{\quad} + \underline{\quad} = \underline{\quad}$</p>
---	---

2. Solve using number bonds to make a ten. Write the 2 number sentences that helped you.

<p>a. $15 + 19 = \underline{\quad}$</p> <p style="margin-left: 20px;">^</p> <p>$\underline{\quad} + \underline{\quad} = \underline{\quad}$</p> <p>$\underline{\quad} + \underline{\quad} = \underline{\quad}$</p>	<p>b. $19 + 17 = \underline{\quad}$</p> <p style="margin-left: 20px;">^</p> <p>$\underline{\quad} + \underline{\quad} = \underline{\quad}$</p> <p>$\underline{\quad} + \underline{\quad} = \underline{\quad}$</p>
---	---

Name _____

Date _____

Solve using number bonds with pairs of number sentences. You may draw quick tens and some ones to help you.

a. $16 + 15 = \underline{\quad}$	b. $17 + 13 = \underline{\quad}$
c. $16 + 16 = \underline{\quad}$	d. $17 + 15 = \underline{\quad}$

Name _____

Date _____

Solve using quick tens and ones, number bonds, or the arrow way.

a. $12 + 16 = \underline{\quad}$

b. $26 + 14 = \underline{\quad}$

c. $18 + 16 = \underline{\quad}$

d. $19 + 17 = \underline{\quad}$

Name _____

Date _____

Solve using quick ten drawings, number bonds, or the arrow way.

a. $18 + 14 = \underline{\quad}$

b. $14 + 23 = \underline{\quad}$

c. $28 + 12 = \underline{\quad}$

d. $19 + 21 = \underline{\quad}$

Assessment Packet

Name _____

Date _____

1. Fill in the missing numbers in the sequence.

16, _____, 18, _____, _____

39, 38, _____, 36, _____, _____

36, _____, _____, 39, _____

23, 22, _____, _____, _____

2. Write the number as tens and ones in the place value chart, or use the place value chart to write the number.

a. 31

tens	ones

b. 19

tens	ones

c. _____

tens	ones
2	6

d. _____

tens	ones
1	5

3. Some numbers have been placed below in order from 0 to 40.

a. Place the numbers from the rectangle in order between the tens.

3	22	19	29	35
---	----	----	----	----

0

10

20

30

40

b. Shade in the tens or the ones on the place value charts below to show which digit you looked at to help you put the pair of numbers in order from least to greatest.

tens	ones	tens	ones	tens	ones	tens	ones
2	2	2	9	2	9	3	5

4. Complete each sentence.

a. 39 is _____ tens and _____ ones.

b. 40 = _____ tens _____ ones.

c. 2 tens and 3 ones is the same as _____ ones.

5. Match the equal amounts.

- a. 21 40 ones
- b. 4 tens 3 tens 6 ones
- c. 36 ones 1 ten 2 ones
- d. 12 ones 2 tens 1 one

6. a. Circle the number in each pair that is *greater*.

32	40
----	----

33	28
----	----

b. Circle the number in each pair that is *less*.

36	20
----	----

21	12
----	----

7. Use $<$, $=$, or $>$ to compare the pairs of numbers.

- a. 3 tens 5 ones 2 tens 8 ones
- b. 30 3
- c. 23 32
- d. 19 21

8. Erik thinks 32 is greater than 19. Is he correct? Draw and write about tens and ones to explain your thinking.

9. Find the mystery numbers. Use the arrow way to explain how you know.

a. 10 more than 19 is _____.

tens	ones

→

tens	ones

b. 10 less than 19 is _____.

tens	ones

→

tens	ones

c. 1 more than 19 is _____.

tens	ones

→

tens	ones

d. 1 less than 19 is _____.

tens	ones

→

tens	ones

10. Beth said $30 - 20$ is the same as 3 tens $-$ 2 tens. Is she correct? Explain your thinking.

11. Solve for each unknown number. Use the space provided to draw quick tens, a number bond, or the arrow way to show your work.

a. $30 + 6 = \underline{\quad}$	b. 3 tens — $\underline{\hspace{2cm}}$ = 1 ten
c. $11 + 10 = \underline{\quad}$	d. $40 - 30 = \underline{\quad}$
e. $17 + 20 = \underline{\quad}$	f. $20 + \underline{\quad} = 40$
g. $15 + \underline{\quad} = 35$	h. 2 tens + 1 ten 2 ones = $\underline{\hspace{2cm}}$

Name _____

Date _____

1. Use the RDW process to solve the following problems. Write the answer in the place value chart.

- a. Maria is having a party for 17 of her friends. She already invited some friends. She has 12 more invitations to send. How many friends has she already invited?

Maria already invited _____ friends.

tens	ones

- b. Maria bought 11 red balloons and 8 white balloons. How many balloons did she buy?

Maria bought _____ balloons.

tens	ones

- c. Maria had 17 friends at her party. Some of them went outside to see the piñata. There were 4 friends remaining in the room. How many friends went outside?

_____ friends went outside.

tens	ones

2. Fill in the missing numbers in each sequence:

a. 27, 28, _____, _____, _____, 32

b. _____, 17, _____, 19, _____

3. a. Mark says that 34 is the same as 2 tens and 14 ones. Suki says that 34 is the same as 34 ones. Are they correct? Explain your thinking.

b. Use $<$, $=$, or $>$ to compare the pairs of numbers.

i. 3 tens 25 ones

ii. 1 tens 14 ones 2 tens 4 ones

iii. 33 2 tens 12 ones

iv. 26 1 ten 25 ones

c. Find the mystery numbers. Use the place value charts to show how you know.

10 more than 29 is _____.

tens	ones	→	tens	ones

10 less than 29 is _____.

tens	ones	→	tens	ones

1 more than 29 is _____.

tens	ones	→	tens	ones

1 less than 29 is _____.

tens	ones	→	tens	ones

4. Solve for each unknown number. Use the space provided to draw quick tens, a number bond, or the arrow way to show your work. You may use your kit of ten-sticks if needed.

a. $18 + 3 = \underline{\quad}$	b. $28 + 10 = \underline{\quad}$	c. $40 - 30 = \underline{\quad}$
d. $28 + 2 = \underline{\quad}$	e. $28 + 6 = \underline{\quad}$	f. $28 + 12 = \underline{\quad}$
g. $15 + 15 = \underline{\quad}$	h. $19 + 14 = \underline{\quad}$	i. $16 + 18 = \underline{\quad}$