

A Story of Units[®]

Eureka Math[™]

Grade 1, Module 4

Student File_A

*Contains copy-ready classwork and homework
as well as templates (including cut outs)*

Published by the non-profit Great Minds.

Copyright © 2015 Great Minds. No part of this work may be reproduced, sold, or commercialized, in whole or in part, without written permission from Great Minds. Non-commercial use is licensed pursuant to a Creative Commons Attribution-NonCommercial-ShareAlike 4.0 license; for more information, go to <http://greatminds.net/maps/math/copyright>. “Great Minds” and “Eureka Math” are registered trademarks of Great Minds.

Printed in the U.S.A.


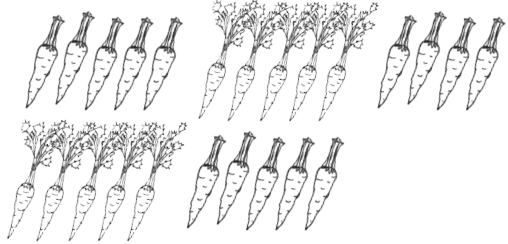




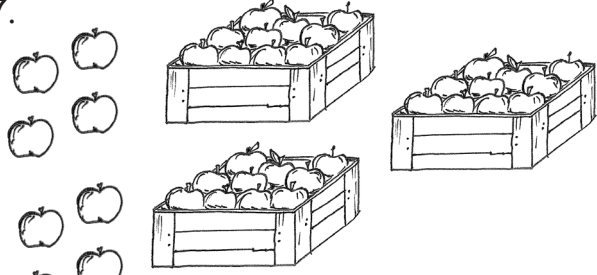
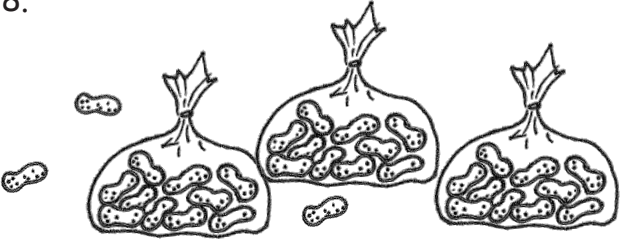
This book may be purchased from the publisher at eureka-math.org

10 9 8 7 6 5 4 3 2 1

Name _____

Date _____

Circle groups of 10. Write the number to show the total amount of objects.

<p>1. </p> <p>There are _____ grapes.</p>	<p>2. </p> <p>There are _____ carrots.</p>
<p>3. </p> <p>There are _____ apples.</p>	<p>4. </p> <p>There are _____ peanuts.</p>
<p>5. </p> <p>There are _____ grapes.</p>	<p>6. </p> <p>There are _____ carrots.</p>
<p>7. </p> <p>There are _____ apples.</p>	<p>8. </p> <p>There are _____ peanuts.</p>

Make a number bond to show tens and ones.

<p>9.</p>	<p>10.</p>
<p>11.</p>	<p>12.</p>

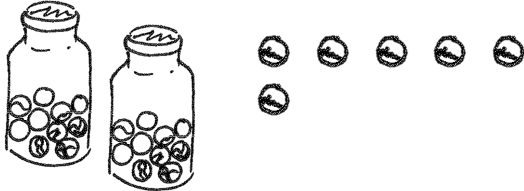

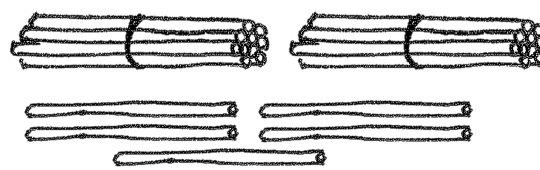
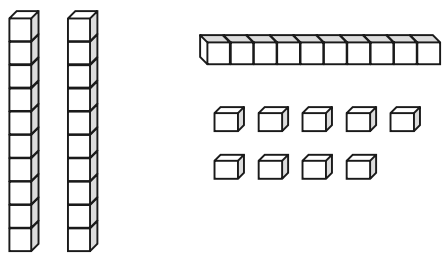
Make a number bond to show tens and ones. Circle tens to help.

<p>13.</p>	<p>14.</p>
<p>15.</p>	<p>16.</p>

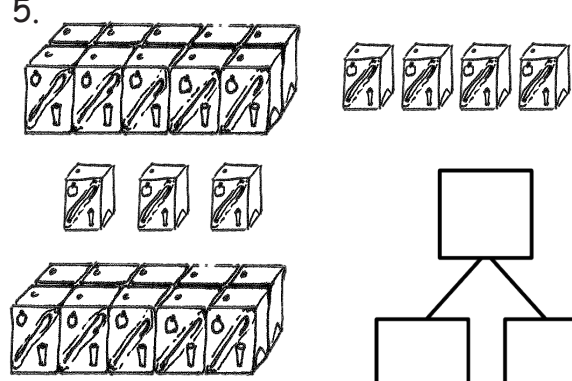
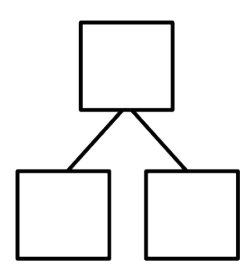
Name _____

Date _____

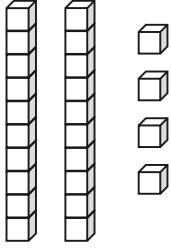
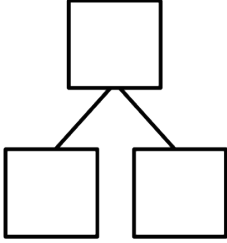
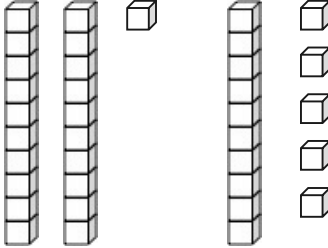
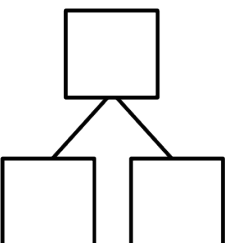
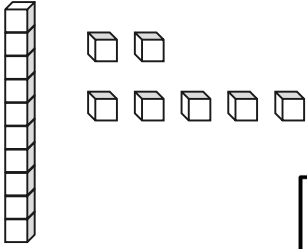
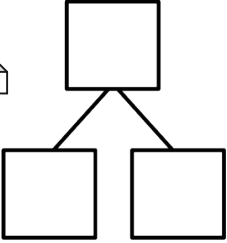
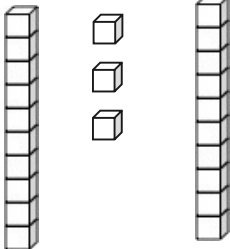
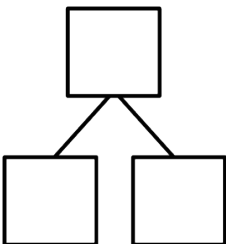
Circle groups of 10. Write the number to show the total amount of objects.

<p>1.</p>  <p>There are _____ marbles.</p>	<p>2.</p>  <p>There are _____ balloons.</p>
<p>3.</p>  <p>There are _____ straws.</p>	<p>4.</p>  <p>There are _____ cubes.</p>

Make a number bond to show tens and ones. Circle tens to help. Write the number to show the total amount of objects.

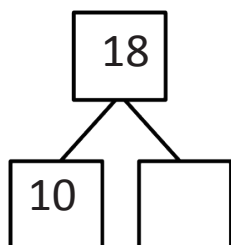
<p>5.</p>  <p>There are _____ juice boxes.</p>	<p>6.</p>  <p>There are _____ crayons.</p>
---	--

Make a number bond to show tens and ones. Circle tens to help. Write the number to show the total amount of objects.

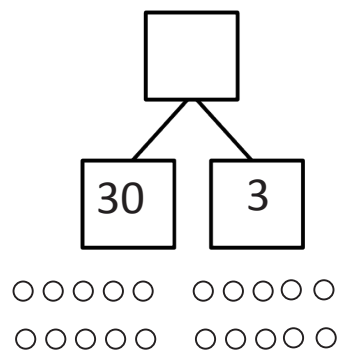
<p>7.</p>  <div style="text-align: center; margin-top: 20px;">  </div> <p style="text-align: center;">There are _____ cubes.</p>	<p>8.</p>  <div style="text-align: center; margin-top: 20px;">  </div> <p style="text-align: center;">There are _____ cubes.</p>
<p>9.</p>  <div style="text-align: center; margin-top: 20px;">  </div> <p style="text-align: center;">There are _____ cubes.</p>	<p>10.</p>  <div style="text-align: center; margin-top: 20px;">  </div> <p style="text-align: center;">There are _____ cubes.</p>

Make or complete a math drawing to show tens and ones. Complete the number bonds.

11.




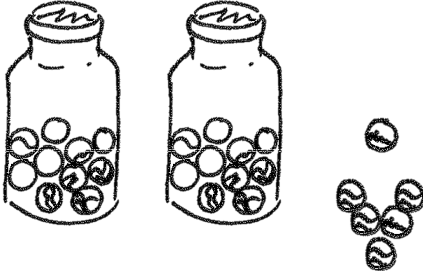
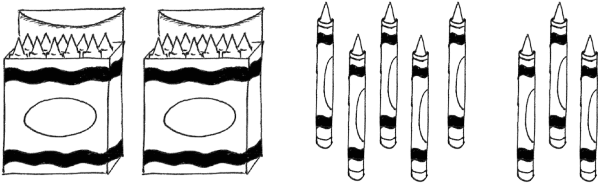
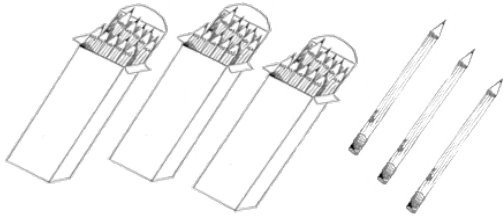
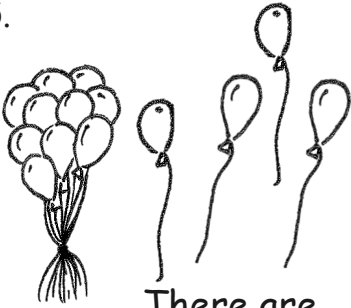


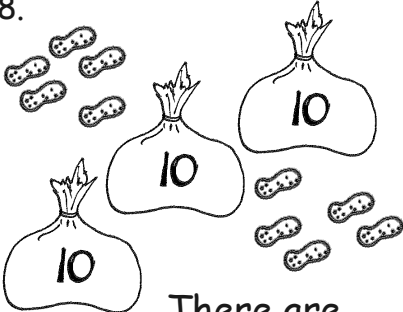
12.



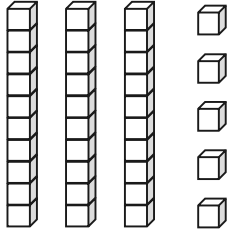
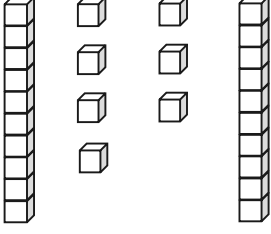
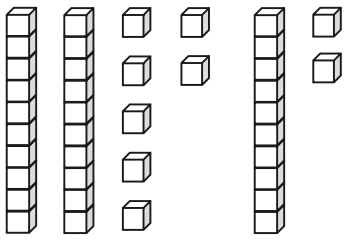
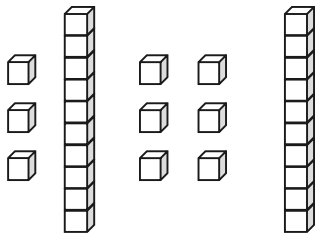
Name _____

Date _____

Write the tens and ones and say the numbers. Complete the statement.

<p>1.</p>  <p style="text-align: center;">$17 = \underline{\quad} \text{ ten } \underline{\quad} \text{ ones}$</p>	<p>2.</p>  <p style="text-align: center;">$26 = \underline{\quad} \text{ tens } \underline{\quad} \text{ ones}$</p>								
<p>3.</p>  <p style="text-align: center;">$28 = \underline{\quad} \text{ tens } \underline{\quad} \text{ ones}$</p>	<p>4.</p>  <p style="text-align: center;">$\underline{\quad} \text{ tens } \underline{\quad} \text{ ones} = 33$</p>								
<p>5.</p>  <table border="1" style="float: right; margin-left: 20px;"> <thead> <tr> <th style="padding: 5px;">tens</th> <th style="padding: 5px;">ones</th> </tr> </thead> <tbody> <tr> <td style="height: 40px;"></td> <td style="height: 40px;"></td> </tr> </tbody> </table> <p style="text-align: center;">There are $\underline{\quad}$ balloons.</p>	tens	ones			<p>6.</p>  <table border="1" style="float: right; margin-left: 20px;"> <thead> <tr> <th style="padding: 5px;">tens</th> <th style="padding: 5px;">ones</th> </tr> </thead> <tbody> <tr> <td style="height: 40px;"></td> <td style="height: 40px;"></td> </tr> </tbody> </table> <p style="text-align: center;">There are $\underline{\quad}$ flowers.</p>	tens	ones		
tens	ones								
tens	ones								
<p>7.</p>  <table border="1" style="float: right; margin-left: 20px;"> <thead> <tr> <th style="padding: 5px;">tens</th> <th style="padding: 5px;">ones</th> </tr> </thead> <tbody> <tr> <td style="height: 40px;"></td> <td style="height: 40px;"></td> </tr> </tbody> </table> <p style="text-align: center;">There are $\underline{\quad}$ marbles.</p>	tens	ones			<p>8.</p>  <table border="1" style="float: right; margin-left: 20px;"> <thead> <tr> <th style="padding: 5px;">tens</th> <th style="padding: 5px;">ones</th> </tr> </thead> <tbody> <tr> <td style="height: 40px;"></td> <td style="height: 40px;"></td> </tr> </tbody> </table> <p style="text-align: center;">There are $\underline{\quad}$ peanuts.</p>	tens	ones		
tens	ones								
tens	ones								

Write the tens and ones. Complete the statement.

<p>9.</p>  <table border="1" style="margin-left: auto; margin-right: auto; text-align: center;"> <tr> <th style="padding: 5px;">tens</th> <th style="padding: 5px;">ones</th> </tr> <tr> <td style="height: 40px;"> </td> <td style="height: 40px;"> </td> </tr> </table> <p style="text-align: center;">There are _____ cubes.</p>	tens	ones			<p>10.</p>  <table border="1" style="margin-left: auto; margin-right: auto; text-align: center;"> <tr> <th style="padding: 5px;">tens</th> <th style="padding: 5px;">ones</th> </tr> <tr> <td style="height: 40px;"> </td> <td style="height: 40px;"> </td> </tr> </table> <p style="text-align: center;">There are _____ cubes.</p>	tens	ones		
tens	ones								
tens	ones								
<p>11.</p>  <table border="1" style="margin-left: auto; margin-right: auto; text-align: center;"> <tr> <th style="padding: 5px;">tens</th> <th style="padding: 5px;">ones</th> </tr> <tr> <td style="height: 40px;"> </td> <td style="height: 40px;"> </td> </tr> </table> <p style="text-align: center;">There are _____ cubes.</p>	tens	ones			<p>12.</p>  <table border="1" style="margin-left: auto; margin-right: auto; text-align: center;"> <tr> <th style="padding: 5px;">tens</th> <th style="padding: 5px;">ones</th> </tr> <tr> <td style="height: 40px;"> </td> <td style="height: 40px;"> </td> </tr> </table> <p style="text-align: center;">There are _____ cubes.</p>	tens	ones		
tens	ones								
tens	ones								

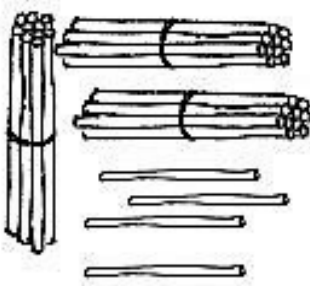

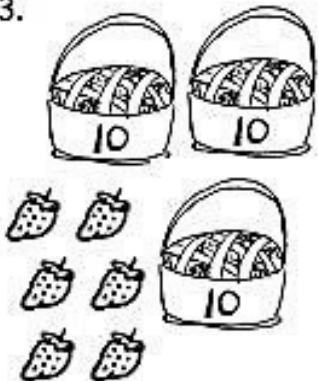
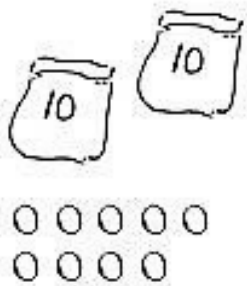
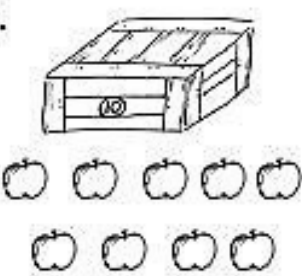
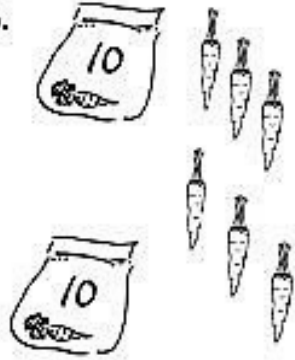
Write the missing numbers. Say them the regular way and the Say Ten way.

<p>13.</p> <table border="1" style="margin-left: auto; margin-right: auto; text-align: center;"> <tr> <th style="padding: 5px;">tens</th> <th style="padding: 5px;">ones</th> </tr> <tr> <td style="height: 40px;"> </td> <td style="height: 40px;"> </td> </tr> </table> ➔ 35 <hr style="width: 50px; margin-left: 10px;"/>	tens	ones			<p>14.</p> <table border="1" style="margin-left: auto; margin-right: auto; text-align: center;"> <tr> <th style="padding: 5px;">tens</th> <th style="padding: 5px;">ones</th> </tr> <tr> <td style="padding: 5px;">2</td> <td style="padding: 5px;">7</td> </tr> </table> ➔ <hr style="width: 50px; margin-left: 10px;"/>	tens	ones	2	7
tens	ones								
tens	ones								
2	7								
<p>15.</p> <table border="1" style="margin-left: auto; margin-right: auto; text-align: center;"> <tr> <th style="padding: 5px;">tens</th> <th style="padding: 5px;">ones</th> </tr> <tr> <td style="padding: 5px;">3</td> <td style="padding: 5px;">9</td> </tr> </table> ➔ <hr style="width: 50px; margin-left: 10px;"/>	tens	ones	3	9	<p>16.</p> <table border="1" style="margin-left: auto; margin-right: auto; text-align: center;"> <tr> <th style="padding: 5px;">tens</th> <th style="padding: 5px;">ones</th> </tr> <tr> <td style="height: 40px;"> </td> <td style="height: 40px;"> </td> </tr> </table> ➔ 29 <hr style="width: 50px; margin-left: 10px;"/>	tens	ones		
tens	ones								
3	9								
tens	ones								
<p>17.</p> <table border="1" style="margin-left: auto; margin-right: auto; text-align: center;"> <tr> <th style="padding: 5px;">tens</th> <th style="padding: 5px;">ones</th> </tr> <tr> <td style="height: 40px;"> </td> <td style="padding: 5px;">0</td> </tr> </table> ➔ 40 <hr style="width: 50px; margin-left: 10px;"/>	tens	ones		0	<p>18.</p> <table border="1" style="margin-left: auto; margin-right: auto; text-align: center;"> <tr> <th style="padding: 5px;">tens</th> <th style="padding: 5px;">ones</th> </tr> <tr> <td style="height: 40px;"> </td> <td style="height: 40px;"> </td> </tr> </table> ➔ 9 <hr style="width: 50px; margin-left: 10px;"/>	tens	ones		
tens	ones								
	0								
tens	ones								

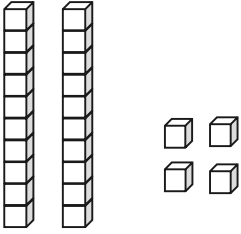
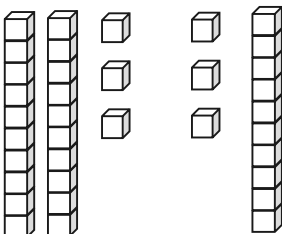
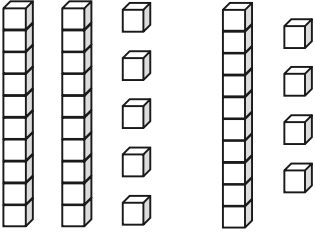
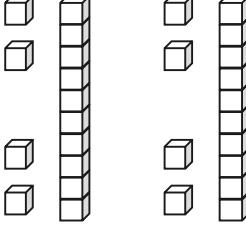
Name _____

Date _____

Write the tens and ones and complete the statement.

<p>1. </p> <table border="1" style="margin-left: auto; margin-right: auto;"> <thead> <tr> <th style="padding: 5px;">tens</th> <th style="padding: 5px;">ones</th> </tr> </thead> <tbody> <tr> <td style="height: 80px;"></td> <td style="height: 80px;"></td> </tr> </tbody> </table> <p style="text-align: center;">There are _____ straws.</p>	tens	ones			<p>2. </p> <table border="1" style="margin-left: auto; margin-right: auto;"> <thead> <tr> <th style="padding: 5px;">tens</th> <th style="padding: 5px;">ones</th> </tr> </thead> <tbody> <tr> <td style="height: 80px;"></td> <td style="height: 80px;"></td> </tr> </tbody> </table> <p style="text-align: center;">There are _____ peanuts.</p>	tens	ones		
tens	ones								
tens	ones								
<p>3. </p> <table border="1" style="margin-left: auto; margin-right: auto;"> <thead> <tr> <th style="padding: 5px;">tens</th> <th style="padding: 5px;">ones</th> </tr> </thead> <tbody> <tr> <td style="height: 80px;"></td> <td style="height: 80px;"></td> </tr> </tbody> </table> <p style="text-align: center;">There are _____ strawberries.</p>	tens	ones			<p>4. </p> <table border="1" style="margin-left: auto; margin-right: auto;"> <thead> <tr> <th style="padding: 5px;">tens</th> <th style="padding: 5px;">ones</th> </tr> </thead> <tbody> <tr> <td style="height: 80px;"></td> <td style="height: 80px;"></td> </tr> </tbody> </table> <p style="text-align: center;">There are _____ beads.</p>	tens	ones		
tens	ones								
tens	ones								
<p>5. </p> <table border="1" style="margin-left: auto; margin-right: auto;"> <thead> <tr> <th style="padding: 5px;">tens</th> <th style="padding: 5px;">ones</th> </tr> </thead> <tbody> <tr> <td style="height: 80px;"></td> <td style="height: 80px;"></td> </tr> </tbody> </table> <p style="text-align: center;">There are _____ apples.</p>	tens	ones			<p>6. </p> <table border="1" style="margin-left: auto; margin-right: auto;"> <thead> <tr> <th style="padding: 5px;">tens</th> <th style="padding: 5px;">ones</th> </tr> </thead> <tbody> <tr> <td style="height: 80px;"></td> <td style="height: 80px;"></td> </tr> </tbody> </table> <p style="text-align: center;">There are _____ carrots.</p>	tens	ones		
tens	ones								
tens	ones								

Write the tens and ones. Complete the statement.

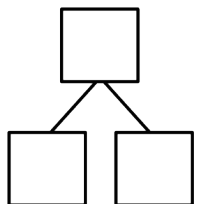
<p>7.</p>  <table border="1" style="margin-left: auto; margin-right: auto; text-align: center;"> <tr> <th style="padding: 5px;">tens</th> <th style="padding: 5px;">ones</th> </tr> <tr> <td style="height: 40px;"> </td> <td style="height: 40px;"> </td> </tr> </table> <p style="text-align: center;">There are _____ cubes.</p>	tens	ones			<p>8.</p>  <table border="1" style="margin-left: auto; margin-right: auto; text-align: center;"> <tr> <th style="padding: 5px;">tens</th> <th style="padding: 5px;">ones</th> </tr> <tr> <td style="height: 40px;"> </td> <td style="height: 40px;"> </td> </tr> </table> <p style="text-align: center;">There are _____ cubes.</p>	tens	ones		
tens	ones								
tens	ones								
<p>9.</p>  <table border="1" style="margin-left: auto; margin-right: auto; text-align: center;"> <tr> <th style="padding: 5px;">tens</th> <th style="padding: 5px;">ones</th> </tr> <tr> <td style="height: 40px;"> </td> <td style="height: 40px;"> </td> </tr> </table> <p style="text-align: center;">There are _____ cubes.</p>	tens	ones			<p>10.</p>  <table border="1" style="margin-left: auto; margin-right: auto; text-align: center;"> <tr> <th style="padding: 5px;">tens</th> <th style="padding: 5px;">ones</th> </tr> <tr> <td style="height: 40px;"> </td> <td style="height: 40px;"> </td> </tr> </table> <p style="text-align: center;">There are _____ cubes.</p>	tens	ones		
tens	ones								
tens	ones								

Write the missing numbers. Say them the regular way and the Say Ten way.

<p>11.</p> <table border="1" style="margin-left: auto; margin-right: auto; text-align: center;"> <tr> <th style="padding: 5px;">tens</th> <th style="padding: 5px;">ones</th> </tr> <tr> <td style="height: 40px;"> </td> <td style="height: 40px;"> </td> </tr> </table> ➔ 23 _____	tens	ones			<p>12.</p> <table border="1" style="margin-left: auto; margin-right: auto; text-align: center;"> <tr> <th style="padding: 5px;">tens</th> <th style="padding: 5px;">ones</th> </tr> <tr> <td style="padding: 5px;">3</td> <td style="padding: 5px;">2</td> </tr> </table> ➔ _____	tens	ones	3	2
tens	ones								
tens	ones								
3	2								
<p>13.</p> <table border="1" style="margin-left: auto; margin-right: auto; text-align: center;"> <tr> <th style="padding: 5px;">tens</th> <th style="padding: 5px;">ones</th> </tr> <tr> <td style="padding: 5px;">0</td> <td style="padding: 5px;">9</td> </tr> </table> ➔ _____	tens	ones	0	9	<p>14.</p> <table border="1" style="margin-left: auto; margin-right: auto; text-align: center;"> <tr> <th style="padding: 5px;">tens</th> <th style="padding: 5px;">ones</th> </tr> <tr> <td style="padding: 5px;">4</td> <td style="padding: 5px;">0</td> </tr> </table> ➔ _____	tens	ones	4	0
tens	ones								
0	9								
tens	ones								
4	0								

15. Choose a number less than 40. Make a math drawing to represent it, and fill in the number bond and place value chart.

tens	ones




Name _____

Date _____

Count as many tens as you can. Complete each statement. Say the numbers and the sentences.

1.



_____ ten _____ ones is the
same as _____ ones.

2.



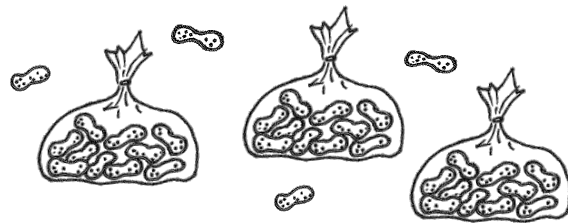
_____ tens _____ ones is the
same as _____ ones.

3.



_____ tens _____ ones is the
same as _____ ones.

4.



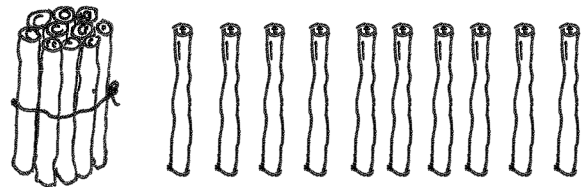
_____ tens _____ ones is the
same as _____ ones.

5.



_____ tens _____ ones is the
same as _____ ones.

6.



_____ ten _____ ones is the
same as _____ ones.

Match.

7. 3 tens 2 ones

29 ones

8.

tens	ones
1	7

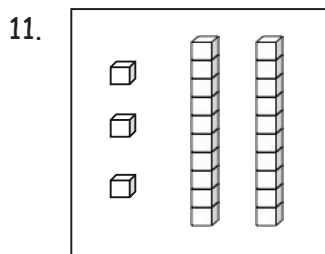
40 ones

9. 37 ones

23 ones

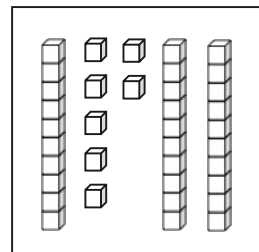
10. 4 tens

32 ones



17 ones

12. 9 ones 2 tens



Fill in the missing numbers.

13. 15 →

tens	ones


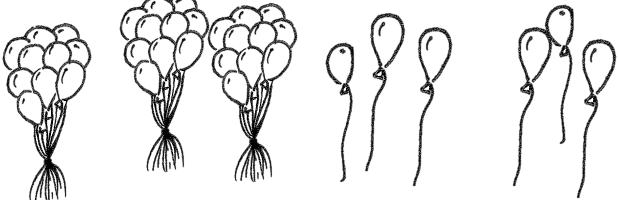

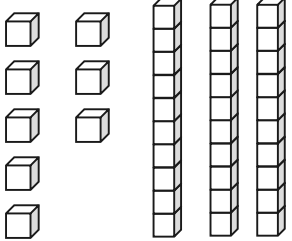
 → _____ ones

14. _____ → _____ tens _____ ones → 39 ones

Name _____

Date _____

Count as many tens as you can. Complete each statement. Say the numbers and the sentences.

<p>1.</p>  <p>_____ tens _____ ones is the same as _____ ones.</p>	<p>2.</p>  <p>_____ tens _____ ones is the same as _____ ones.</p>
<p>3.</p>  <p>_____ tens _____ ones is the same as _____ ones.</p>	<p>4.</p>  <p>_____ tens _____ ones is the same as _____ ones.</p>

Fill in the missing numbers.

5. _____ →

tens	ones
2	9

 → _____ ones

6. 34 → _____ tens _____ ones → _____ ones

7. _____ →


tens	ones
3	8

 → _____ ones

8. _____ → 9 ones 3 tens → _____ ones

9. _____ → _____ ones _____ tens → 40 ones

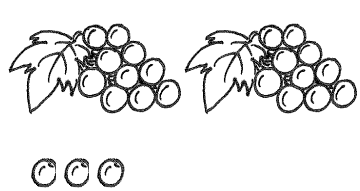
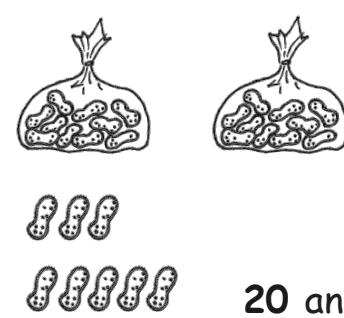
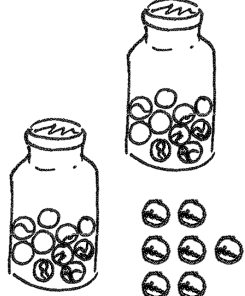
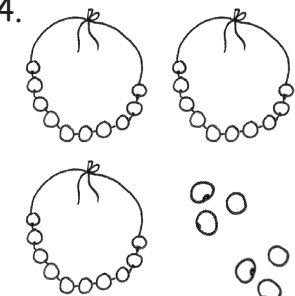


10. Choose at least one number less than 40. Draw the number in 3 ways:

As grapes:	In a number bond:	In the place value chart:				
		<table border="1" style="margin: auto; border-collapse: collapse;"> <tr> <td style="padding: 5px;">tens</td> <td style="padding: 5px;">ones</td> </tr> <tr> <td style="height: 50px;"></td> <td style="height: 50px;"></td> </tr> </table>	tens	ones		
tens	ones					


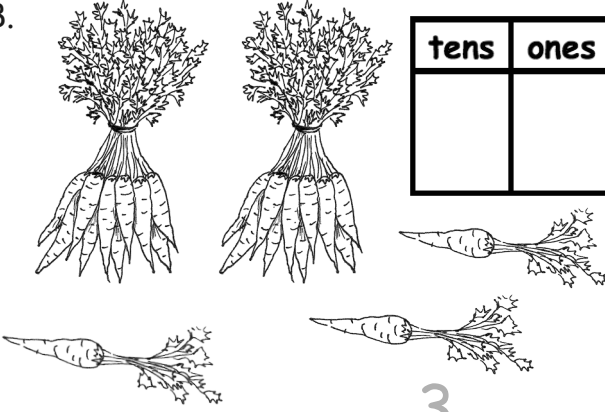
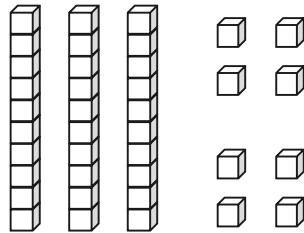
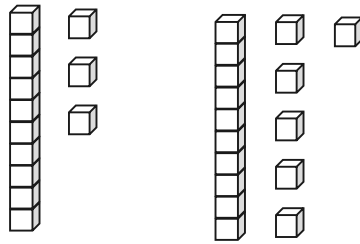
Name _____

Date _____

Fill in the number bond. Complete the sentences.

<p>1.</p>  <div style="display: flex; align-items: center; margin-left: 100px;"> <div style="border: 1px solid black; padding: 5px; margin-right: 10px;">20</div> <div style="border: 1px solid black; padding: 5px; margin-right: 10px;">3</div> <div style="border: 1px solid black; width: 50px; height: 50px; margin-left: 10px;"></div> </div> <p style="margin-left: 100px;">20 and 3 make ____.</p> <p style="margin-left: 100px;">$20 + 3 = \underline{\quad}$</p>	<p>2.</p>  <div style="display: flex; align-items: center; margin-left: 100px;"> <div style="border: 1px solid black; width: 50px; height: 50px; margin-right: 10px;"></div> <div style="border: 1px solid black; width: 50px; height: 50px; margin-right: 10px;"></div> <div style="border: 1px solid black; width: 50px; height: 50px; margin-left: 10px;"></div> </div> <p style="margin-left: 100px;">20 and 8 make ____.</p> <p style="margin-left: 100px;">$20 + 8 = \underline{\quad}$</p>
<p>3.</p>  <div style="display: flex; align-items: center; margin-left: 100px;"> <div style="border: 1px solid black; width: 50px; height: 50px; margin-right: 10px;"></div> <div style="border: 1px solid black; width: 50px; height: 50px; margin-right: 10px;"></div> <div style="border: 1px solid black; width: 50px; height: 50px; margin-left: 10px;"></div> </div> <p style="margin-left: 100px;">$20 + 7 = \underline{\quad}$</p> <p style="margin-left: 100px;">7 more than 20 is ____.</p>	<p>4.</p>  <div style="display: flex; align-items: center; margin-left: 100px;"> <div style="border: 1px solid black; width: 50px; height: 50px; margin-right: 10px;"></div> <div style="border: 1px solid black; width: 50px; height: 50px; margin-right: 10px;"></div> <div style="border: 1px solid black; width: 50px; height: 50px; margin-left: 10px;"></div> </div> <p style="margin-left: 100px;">$30 + 6 = \underline{\quad}$</p> <p style="margin-left: 100px;">6 more than 30 is ____.</p>
<p>5.</p>  <div style="display: flex; align-items: center; margin-left: 100px;"> <div style="border: 1px solid black; width: 50px; height: 50px; margin-right: 10px;"></div> <div style="border: 1px solid black; width: 50px; height: 50px; margin-right: 10px;"></div> <div style="border: 1px solid black; width: 50px; height: 50px; margin-left: 10px;"></div> </div> <p style="margin-left: 100px;">$5 + 20 = \underline{\quad}$</p> <p style="margin-left: 100px;">20 more than 5 is ____.</p>	<p>6.</p>  <div style="display: flex; align-items: center; margin-left: 100px;"> <div style="border: 1px solid black; width: 50px; height: 50px; margin-right: 10px;"></div> <div style="border: 1px solid black; width: 50px; height: 50px; margin-right: 10px;"></div> <div style="border: 1px solid black; width: 50px; height: 50px; margin-left: 10px;"></div> </div> <p style="margin-left: 100px;">$8 + 30 = \underline{\quad}$</p> <p style="margin-left: 100px;">30 more than 8 is ____.</p>

Write the tens and ones. Then, write an addition sentence to add the tens and ones.

<p>7.</p>  <table border="1" style="margin-left: auto; margin-right: auto; text-align: center;"> <thead> <tr> <th>tens</th> <th>ones</th> </tr> </thead> <tbody> <tr> <td>1</td> <td>4</td> </tr> </tbody> </table> <p style="text-align: center; margin-top: 20px;"><u>10</u> + <u>4</u> = <u> </u></p>	tens	ones	1	4	<p>8.</p>  <table border="1" style="margin-left: auto; margin-right: auto; text-align: center;"> <thead> <tr> <th>tens</th> <th>ones</th> </tr> </thead> <tbody> <tr> <td> </td> <td> </td> </tr> </tbody> </table> <p style="text-align: center; margin-top: 20px;"><u> </u> + <u>3</u> = <u> </u></p>	tens	ones		
tens	ones								
1	4								
tens	ones								
<p>9.</p>  <table border="1" style="margin-left: auto; margin-right: auto; text-align: center;"> <thead> <tr> <th>tens</th> <th>ones</th> </tr> </thead> <tbody> <tr> <td> </td> <td> </td> </tr> </tbody> </table> <p style="text-align: center; margin-top: 20px;"><u> </u> = <u>30</u> + <u> </u></p>	tens	ones			<p>10.</p>  <table border="1" style="margin-left: auto; margin-right: auto; text-align: center;"> <thead> <tr> <th>tens</th> <th>ones</th> </tr> </thead> <tbody> <tr> <td> </td> <td> </td> </tr> </tbody> </table> <p style="text-align: center; margin-top: 20px;"><u> </u> = <u>20</u> + <u> </u></p>	tens	ones		
tens	ones								
tens	ones								


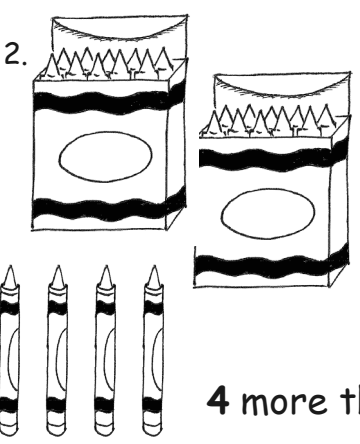
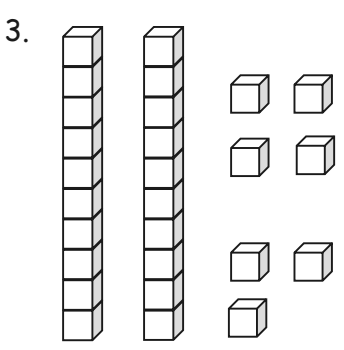
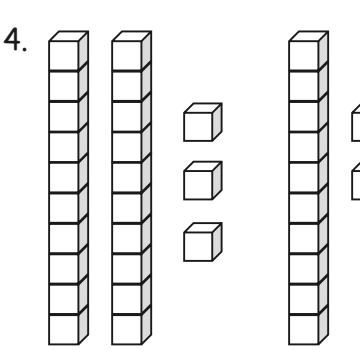
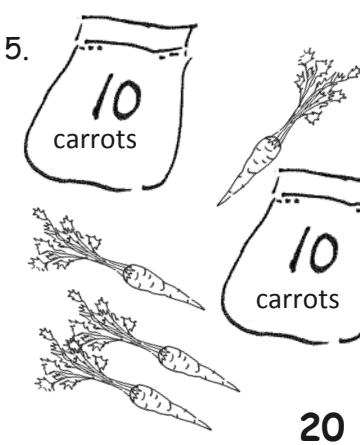
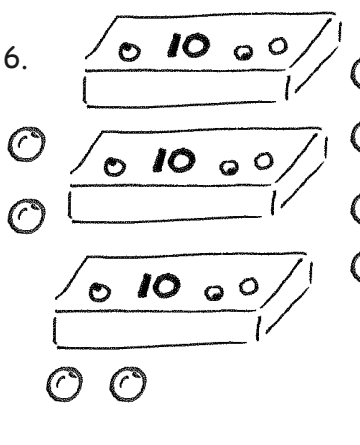
Match.

- | | |
|----------------------|----------|
| 11. 4 tens • | • 20 + 7 |
| 12. 2 tens 7 ones • | • 40 |
| 13. 3 more than 20 • | • 20 + 3 |
| 14. 9 ones 3 tens • | • 2 + 30 |
| 15. 2 ones 3 tens • | • 9 + 30 |

Name _____


Date _____

Fill in the number bond, or write the tens and ones. Complete the addition sentences.

<p>1. </p> <div style="display: flex; align-items: center; justify-content: center;"> <table border="1" style="border-collapse: collapse; margin-right: 20px;"> <tr><td style="width: 40px; height: 40px;"></td></tr> <tr><td style="width: 40px; height: 40px;"></td></tr> </table> <table border="1" style="border-collapse: collapse;"> <tr><td style="width: 60px; height: 60px;"></td></tr> </table> </div> <p style="text-align: center;">$3 + 20 = \underline{\quad}$</p> <p style="text-align: center;">20 more than 3 is <u> </u>.</p>				<p>2. </p> <div style="display: flex; align-items: center; justify-content: center;"> <table border="1" style="border-collapse: collapse; margin-right: 20px;"> <tr><td style="width: 40px; height: 40px;"></td></tr> <tr><td style="width: 40px; height: 40px;"></td></tr> </table> <table border="1" style="border-collapse: collapse;"> <tr><td style="width: 60px; height: 60px;"></td></tr> </table> </div> <p style="text-align: center;">$20 + 4 = \underline{\quad}$</p> <p style="text-align: center;">4 more than 20 is <u> </u>.</p>					
<p>3. </p> <table border="1" style="margin-left: auto; margin-right: auto; border-collapse: collapse;"> <thead> <tr> <th style="padding: 5px;">tens</th> <th style="padding: 5px;">ones</th> </tr> </thead> <tbody> <tr> <td style="width: 60px; height: 60px;"></td> <td style="width: 60px; height: 60px;"></td> </tr> </tbody> </table> <p style="text-align: center;">$7 + 20 = \underline{\quad}$</p>	tens	ones			<p>4. </p> <table border="1" style="margin-left: auto; margin-right: auto; border-collapse: collapse;"> <thead> <tr> <th style="padding: 5px;">tens</th> <th style="padding: 5px;">ones</th> </tr> </thead> <tbody> <tr> <td style="width: 60px; height: 60px;"></td> <td style="width: 60px; height: 60px;"></td> </tr> </tbody> </table> <p style="text-align: center;"><u> </u> + 30 = <u> </u></p>	tens	ones		
tens	ones								
tens	ones								
<p>5. </p> <table border="1" style="margin-left: auto; margin-right: auto; border-collapse: collapse;"> <thead> <tr> <th style="padding: 5px;">tens</th> <th style="padding: 5px;">ones</th> </tr> </thead> <tbody> <tr> <td style="width: 60px; height: 60px;"></td> <td style="width: 60px; height: 60px;"></td> </tr> </tbody> </table> <p style="text-align: center;">$20 + \underline{\quad} = \underline{\quad}$</p>	tens	ones			<p>6. </p> <table border="1" style="margin-left: auto; margin-right: auto; border-collapse: collapse;"> <thead> <tr> <th style="padding: 5px;">tens</th> <th style="padding: 5px;">ones</th> </tr> </thead> <tbody> <tr> <td style="width: 60px; height: 60px;"></td> <td style="width: 60px; height: 60px;"></td> </tr> </tbody> </table> <p style="text-align: center;"><u> </u> + <u> </u> = <u> </u></p>	tens	ones		
tens	ones								
tens	ones								

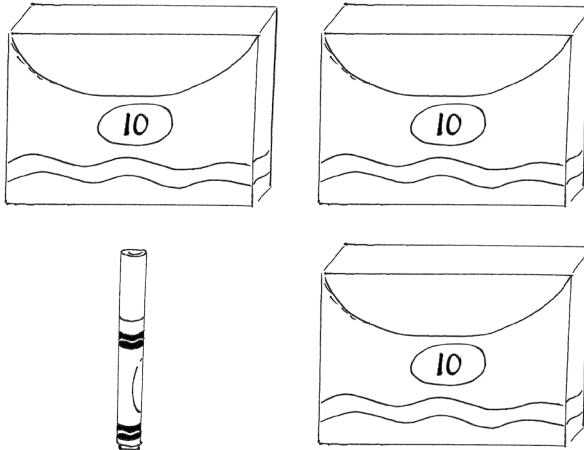
Match the pictures with the words.

7.




• • 1 and 30 make _____.

8.



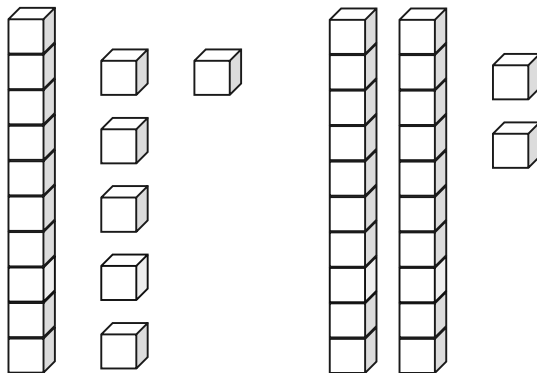
• • $8 + 30 = \underline{\hspace{2cm}}$.

9.



• • 2 more than 10 is _____.

10.



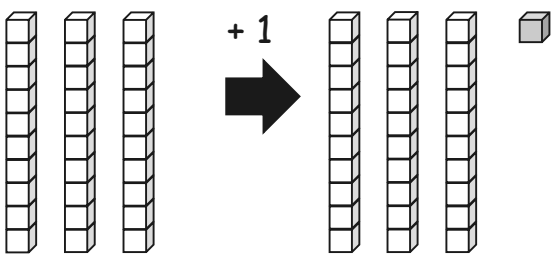
• • $20 + 4 = \underline{\hspace{2cm}}$.

Name _____

Date _____

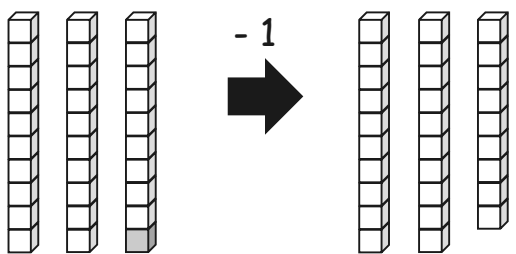
Write the number.

1.



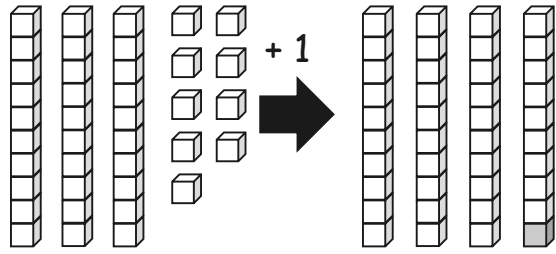
1 more than 30 is _____.

2.



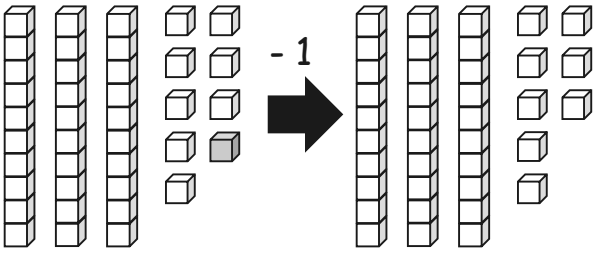
1 less than 30 is _____.

3.



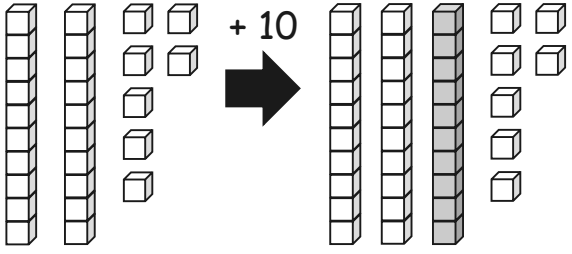
1 more than 39 is _____.

4.



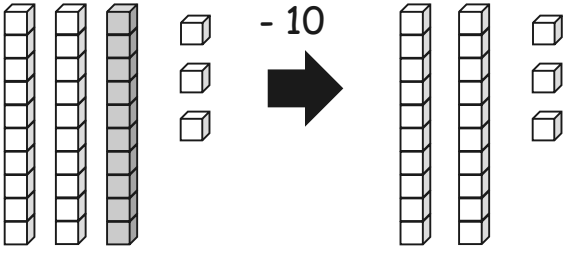
1 less than 39 is _____.

5.



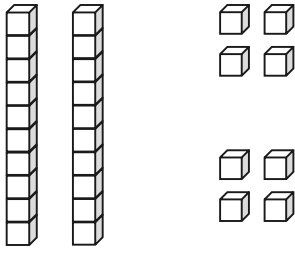
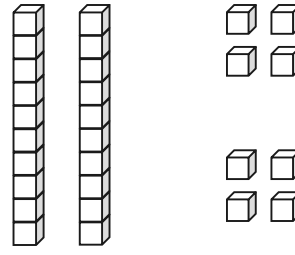
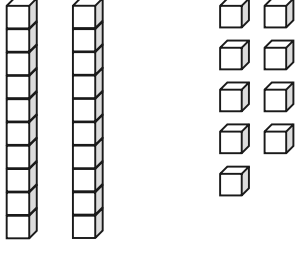
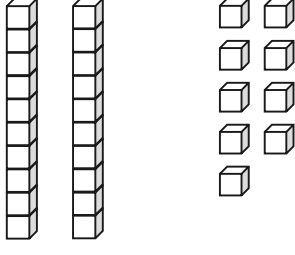
10 more than 27 is _____.

6.

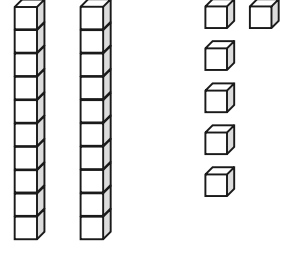
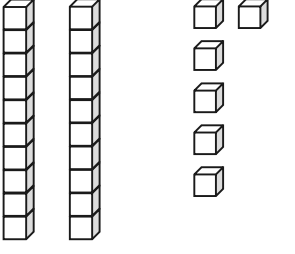
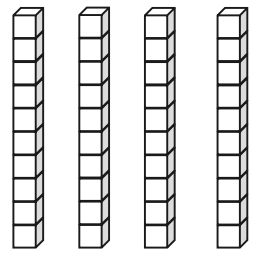
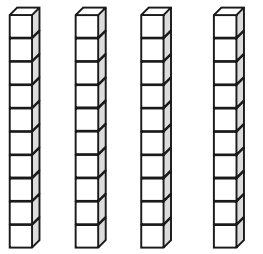


10 less than 33 is _____.

Draw 1 more or 10 more. You may use a quick ten to show 10 more.

<p>7.</p>  <p>1 more than 28 is _____.</p>	<p>8.</p>  <p>10 more than 28 is _____.</p>
<p>9.</p>  <p>1 more than 29 is _____.</p>	<p>10.</p>  <p>10 more than 29 is _____.</p>

Cross off (x) to show 1 less or 10 less.

<p>11.</p>  <p>10 less than 26 is _____.</p>	<p>12.</p>  <p>1 less than 26 is _____.</p>
<p>13.</p>  <p>10 less than 40 is _____.</p>	<p>14.</p>  <p>1 less than 40 is _____.</p>

Name _____ Date _____

Draw quick tens and ones to show the number. Then, draw 1 more or 10 more.

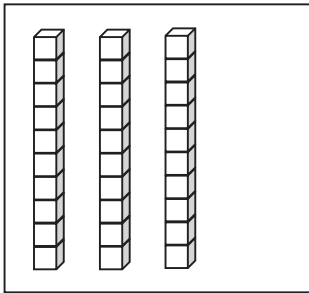
1. 1 more than 38 is _____.	2. 10 more than 38 is _____.
3. 1 more than 35 is _____.	4. 10 more than 35 is _____.

Draw quick tens and ones to show the number. Cross off (x) to show 1 less or 10 less.

5. 10 less than 23 is _____.	6. 1 less than 23 is _____.
7. 10 less than 31 is _____.	8. 1 less than 31 is _____.

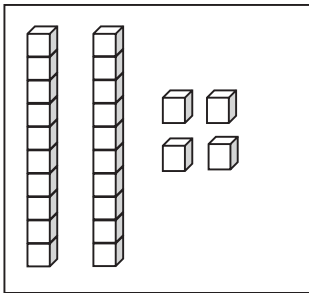
Match the words to the picture that shows the right amount.

9.



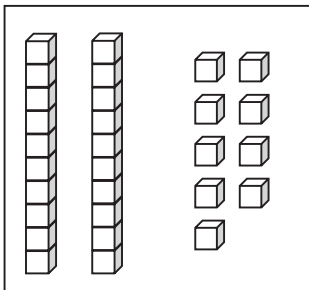
● 1 less than 30.

10.



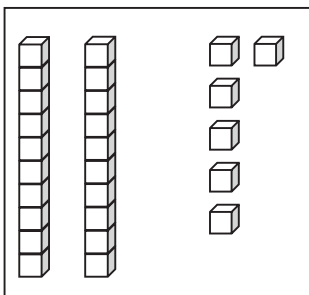
● 1 more than 23.

11.



● 10 less than 36.

12.



● 10 more than 20.

tens	ones

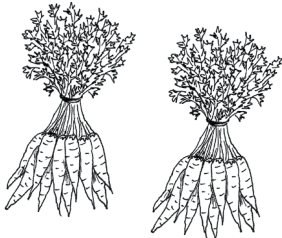
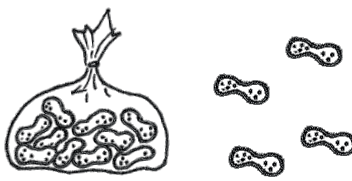






tens	ones

double place value charts


Name _____

Date _____

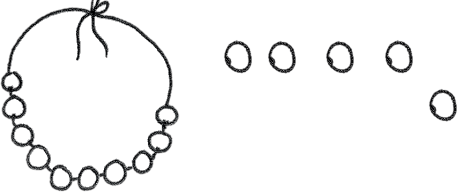







Fill in the place value chart and the blanks.

<p>1.</p>  <table border="1" style="margin-left: auto; margin-right: auto; text-align: center;"> <thead> <tr> <th style="padding: 5px;">tens</th> <th style="padding: 5px;">ones</th> </tr> </thead> <tbody> <tr> <td style="height: 60px;"></td> <td style="height: 60px;"></td> </tr> </tbody> </table> <p style="text-align: center; margin-top: 20px;">$20 = \underline{\hspace{2cm}} \text{ tens}$</p>	tens	ones			<p>2.</p>  <table border="1" style="margin-left: auto; margin-right: auto; text-align: center;"> <thead> <tr> <th style="padding: 5px;">tens</th> <th style="padding: 5px;">ones</th> </tr> </thead> <tbody> <tr> <td style="height: 60px;"></td> <td style="height: 60px;"></td> </tr> </tbody> </table> <p style="text-align: center; margin-top: 20px;">$14 = \underline{\hspace{2cm}} \text{ ten and } \underline{\hspace{2cm}} \text{ ones}$</p>	tens	ones		
tens	ones								
tens	ones								
<p>3.</p>  <table border="1" style="margin-left: auto; margin-right: auto; text-align: center;"> <thead> <tr> <th style="padding: 5px;">dimes</th> <th style="padding: 5px;">pennies</th> </tr> </thead> <tbody> <tr> <td style="height: 60px;"></td> <td style="height: 60px;"></td> </tr> </tbody> </table> <p style="text-align: center; margin-top: 20px;">$\underline{\hspace{2cm}} = 3 \text{ tens } 5 \text{ ones}$</p>	dimes	pennies			<p>4.</p>  <table border="1" style="margin-left: auto; margin-right: auto; text-align: center;"> <thead> <tr> <th style="padding: 5px;">dimes</th> <th style="padding: 5px;">pennies</th> </tr> </thead> <tbody> <tr> <td style="height: 60px;"></td> <td style="height: 60px;"></td> </tr> </tbody> </table> <p style="text-align: center; margin-top: 20px;">$\underline{\hspace{2cm}} = 2 \text{ tens } 6 \text{ ones}$</p>	dimes	pennies		
dimes	pennies								
dimes	pennies								
<p>5.</p>  <table border="1" style="margin-left: auto; margin-right: auto; text-align: center;"> <thead> <tr> <th style="padding: 5px;">dimes</th> <th style="padding: 5px;">pennies</th> </tr> </thead> <tbody> <tr> <td style="height: 60px;"></td> <td style="height: 60px;"></td> </tr> </tbody> </table> <p style="text-align: center; margin-top: 20px;">$\underline{\hspace{2cm}} = \underline{\hspace{2cm}} \text{ tens } \underline{\hspace{2cm}} \text{ ones}$</p>	dimes	pennies			<p>6.</p>  <table border="1" style="margin-left: auto; margin-right: auto; text-align: center;"> <thead> <tr> <th style="padding: 5px;">dimes</th> <th style="padding: 5px;">pennies</th> </tr> </thead> <tbody> <tr> <td style="height: 60px;"></td> <td style="height: 60px;"></td> </tr> </tbody> </table> <p style="text-align: center; margin-top: 20px;">$\underline{\hspace{2cm}} = \underline{\hspace{2cm}} \text{ tens } \underline{\hspace{2cm}} \text{ ones}$</p>	dimes	pennies		
dimes	pennies								
dimes	pennies								
<p>7.</p>  <table border="1" style="margin-left: auto; margin-right: auto; text-align: center;"> <thead> <tr> <th style="padding: 5px;">tens</th> <th style="padding: 5px;">ones</th> </tr> </thead> <tbody> <tr> <td style="height: 60px;"></td> <td style="height: 60px;"></td> </tr> </tbody> </table> <p style="text-align: center; margin-top: 20px;">$\underline{\hspace{2cm}} = \underline{\hspace{2cm}} \text{ tens } \underline{\hspace{2cm}} \text{ ones}$</p>	tens	ones			<p>8.</p>  <table border="1" style="margin-left: auto; margin-right: auto; text-align: center;"> <thead> <tr> <th style="padding: 5px;">tens</th> <th style="padding: 5px;">ones</th> </tr> </thead> <tbody> <tr> <td style="height: 60px;"></td> <td style="height: 60px;"></td> </tr> </tbody> </table> <p style="text-align: center; margin-top: 20px;">$\underline{\hspace{2cm}} \text{ tens } \underline{\hspace{2cm}} \text{ ones} = \underline{\hspace{2cm}}$</p>	tens	ones		
tens	ones								
tens	ones								

Fill in the blank. Draw or cross off tens or ones as needed.




 10 more than 25 is 35

<p>9.</p>  <p>1 more than 15 is _____.</p>	<p>10.</p>  <p>10 more than 5 is _____.</p>
<p>11.</p>  <p>10 more than 30 is _____.</p>	<p>12.</p>  <p>1 more than 30 is _____.</p>
<p>13.</p>  <p>1 less than 24 is _____.</p>	<p>14.</p>  <p>10 less than 24 is _____.</p>
<p>15.</p>  <p>10 less than 21 is _____.</p>	<p>16.</p>  <p>1 less than 21 is _____.</p>

Name _____

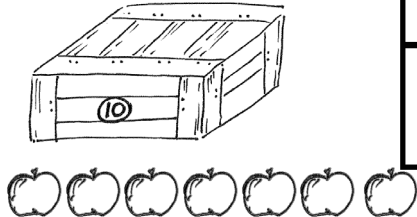
Date _____

Fill in the place value chart and the blanks.

1. 


tens	ones

30 = _____ tens

2. 


tens	ones

17 = _____ ten and _____ ones

3. 


dimes	pennies

_____ = 2 tens 2 ones

4. 


dimes	pennies

_____ = 3 tens 3 ones

5. 


dimes	pennies

_____ = _____ tens _____ ones

6. 


dimes	pennies

_____ = _____ tens _____ ones

7. 

tens	ones


_____ = _____ ten _____ ones

8. 

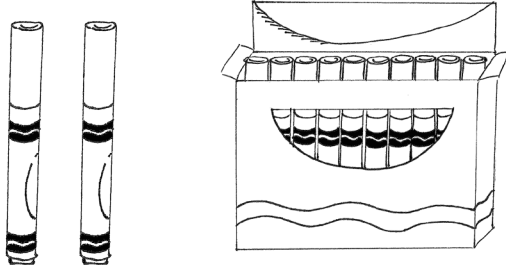







tens	ones

_____ tens _____ ones = _____

Fill in the blank. Draw or cross off tens or ones as needed.



10 more than 25 is 35

<p>9.</p>  <p>1 more than 12 is _____.</p>	<p>10.</p>  <p>10 more than 3 is _____.</p>
<p>11.</p>  <p>10 more than 22 is _____.</p>	<p>12.</p>  <p>1 more than 22 is _____.</p>
<p>13.</p>  <p>1 less than 39 is _____.</p>	<p>14.</p>  <p>10 less than 39 is _____.</p>
<p>15.</p>  <p>10 less than 33 is _____.</p>	<p>16.</p>  <p>1 less than 33 is _____.</p>

dimes	pennies

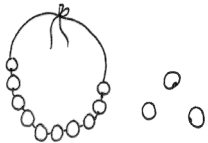
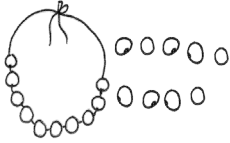


tens	ones

coin and place value charts

Name _____

Date _____

For each pair, write the number of items in each set. Then, circle the set with the greater number of items.

<p>1.</p>  <p style="text-align: center;">_____</p>	<p>2.</p>  <p style="text-align: center;">_____</p>
<p>3.</p>  <p style="text-align: center;">_____</p>	<p>4.</p>  <p style="text-align: center;">_____</p>

5. Circle the number that is *greater* in each pair.

- a. 1 ten 2 ones 3 tens 2 ones
- b. 2 tens 8 ones 3 tens 2 ones
- c. 19 15
- d. 31 26

6. Circle the set of coins that has a *greater* value.

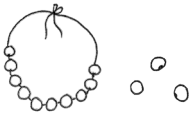
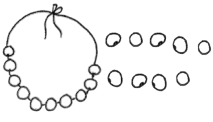
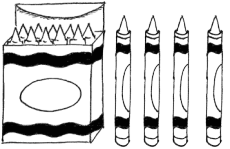
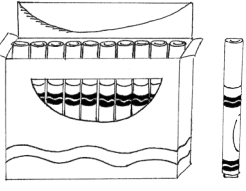






3 dimes



3 pennies

For each pair, write the number of items in each set. Circle the set with fewer items.

<p>7.</p> <div style="display: flex; justify-content: space-around; align-items: center;">   </div> <div style="display: flex; justify-content: space-around; margin-top: 10px;"> <div style="border-bottom: 1px solid black; width: 50px;"></div> <div style="border-bottom: 1px solid black; width: 50px;"></div> </div>	<p>8.</p> <div style="display: flex; justify-content: space-around; align-items: center;">   </div> <div style="display: flex; justify-content: space-around; margin-top: 10px;"> <div style="border-bottom: 1px solid black; width: 50px;"></div> <div style="border-bottom: 1px solid black; width: 50px;"></div> </div>
<p>9.</p> <div style="display: flex; justify-content: space-around; align-items: center;">   </div> <div style="display: flex; justify-content: space-around; margin-top: 10px;"> <div style="border-bottom: 1px solid black; width: 50px;"></div> <div style="border-bottom: 1px solid black; width: 50px;"></div> </div>	<p>10.</p> <div style="display: flex; justify-content: space-around; align-items: center;">   </div> <div style="display: flex; justify-content: space-around; margin-top: 10px;"> <div style="border-bottom: 1px solid black; width: 50px;"></div> <div style="border-bottom: 1px solid black; width: 50px;"></div> </div>

11. Circle the number that is *less* in each pair.

- a. 2 tens 5 ones 1 ten 5 ones
- b. 28 ones 3 tens 2 ones
- c. 18 13
- d. 31 26

12. Circle the set of coins that has *less* value.



1 dime 2 pennies



1 penny 2 dimes

13. Circle the amount that is *less*. Draw or write to show how you know.

32	17
----	----

Name _____

Date _____

Write the number, and circle the set that is *greater* in each pair. Say a statement to compare the two sets.

1.

2.

Circle the number that is *greater* for each pair.

3.

3 tens 8 ones	3 tens 9 ones
---------------	---------------

4.

25	35
----	----

5. Write the value and circle the set of coins that has *greater* value.



Write the number, and circle the set that is *less* in each pair. Say a statement to compare the two sets.

6.

7.

Circle the number that is *less* for each pair.

8.

2 tens 7 ones	3 tens 7 ones
---------------	---------------

9.

22	29
----	----

10. Write the value and circle the set of coins that has *less* value.



11. Katelyn and Johnny are playing comparison with cards. They have recorded the totals for each round. For each round, circle the total that won the cards, and write the statement. The first one is done for you.

ROUND 1: The total that is **greater** wins.

<u>Katelyn's Total</u>
16

<u>Johnny's Total</u>
19

19 is greater than 16.

a. ROUND 2: The total that is **less** wins.

<u>Katelyn's Total</u>
27

<u>Johnny's Total</u>
24

b. ROUND 3: The total that is **greater** wins.

<u>Katelyn's Total</u>
32

<u>Johnny's Total</u>
22

c. ROUND 4: The total that is **less** wins.

<u>Katelyn's Total</u>
29

<u>Johnny's Total</u>
26

- d. If Katelyn's total is 39, and Johnny's total has 3 tens 9 ones, who would have a greater total? Draw a math drawing to explain how you know.


Name _____

Date _____

Word Bank

is greater than
is less than
is equal to

1. Draw quick tens and ones to show each number. Label the first drawing as *less than (L)*, *greater than (G)*, or *equal to (E)* the second. Write a phrase from the word bank to compare the numbers.

<p>a.</p>  <p>20 _____ 18</p>	<p>b.</p> <p>2 tens 3 tens</p> <p>2 tens _____ 3 tens</p>
<p>c.</p> <p>24 15</p> <p>24 _____ 15</p>	<p>d.</p> <p>26 32</p> <p>26 _____ 32</p>

2. Write a phrase from the word bank to compare the numbers.

36 _____ 3 tens 6 ones

1 ten 8 ones _____ 3 tens 1 one

38 _____ 26

1 ten 7 ones _____ 27

15 _____ 1 ten 2 ones

30 _____ 28

29 _____ 32

3. Put the following numbers in order from *least* to *greatest*. Cross off each number after it has been used.

9	40	32	13	23
---	----	----	----	----

4. Put the following numbers in order from *greatest* to *least*. Cross off each number after it has been used.

9	40	32	13	23
---	----	----	----	----

5. Use the digits 8, 3, 2, and 7 to make 4 different two-digit numbers less than 40. Write them in order from *greatest* to *least*.

8	3	2	7
---	---	---	---

Examples: 32, 27, ...

Name _____

Date _____

Word Bank

is greater than is less than is equal to
--

1. Draw the numbers using quick tens and circles. Use the phrases from the word bank to complete the sentence frames to compare the numbers. The first one has been done for you.

a. 20 30 20 _____ is less than _____ 30	b. 14 22 14 _____ 22
c. 15 1 ten 5 ones 15 _____ 1 ten 5 ones	d. 39 29 39 _____ 29
e. 31 13 31 _____ 13	f. 23 33 23 _____ 33

2. Circle the numbers that are *greater* than 28.

32 29 2 tens 8 ones 4 tens 18

3. Circle the numbers that are *less* than 31.

29 3 tens 6 ones 3 tens 13 3 tens 9 ones

4. Write the numbers in order from *least to greatest*.

	23	
32		30
	29	

Where would the number 27 go in this order? Use words or rewrite the numbers to explain.

5. Write the numbers in order from *greatest to least*.

	40	
13		30
	31	

Where would the number 23 go in this order? Use words or rewrite the numbers to explain.

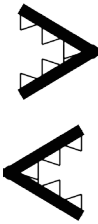
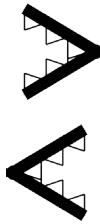
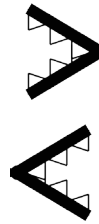
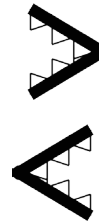
6. Use the digits 9, 4, 3, and 2 to make 4 different two-digit numbers less than 40. Write them in order from *least to greatest*.

9	3	4	2
Examples: 34, 29, ...			










Name _____

Date _____

1. Circle the alligator that is eating the *greater* number.

<p>a.</p> <p>40 20</p> 	<p>b.</p> <p>10 30</p> 	<p>c.</p> <p>18 14</p> 	<p>d.</p> <p>19 36</p> 
---	---	--	---

2. Write the numbers in the blanks so that the alligator is eating the *greater* number. With a partner, compare the numbers out loud, using *is greater than*, *is less than*, or *is equal to*. Remember to start with the number on the left.

<p>a.</p> <p>24 4</p> <p>_____ _____</p> 	<p>b.</p> <p>38 36</p> <p>_____ _____</p> 	<p>c.</p> <p>15 14</p> <p>_____ _____</p> 
<p>d.</p> <p>20 2</p> <p>_____ _____</p> 	<p>e.</p> <p>36 35</p> <p>_____ _____</p> 	<p>f.</p> <p>20 19</p> <p>_____ _____</p> 
<p>g.</p> <p>31 13</p> <p>_____ _____</p> 	<p>h.</p> <p>23 32</p> <p>_____ _____</p> 	<p>i.</p> <p>21 12</p> <p>_____ _____</p> 

3. If the alligator is eating the *greater* number, circle it. If not, redraw the alligator.

<p>a.</p> <div style="display: flex; justify-content: space-around; align-items: center; height: 100px;"> 20 19 </div>	<p>b.</p> <div style="display: flex; justify-content: space-around; align-items: center; height: 100px;"> 32 23 </div>
--	--

4. Complete the charts so that the alligator is eating a *greater* number.

<p>a.</p> <table border="1" style="display: inline-table; margin-right: 20px;"> <tr><th>tens</th><th>ones</th></tr> <tr><td>1</td><td>2</td></tr> </table> <table border="1" style="display: inline-table;"> <tr><th>tens</th><th>ones</th></tr> <tr><td>1</td><td></td></tr> </table>	tens	ones	1	2	tens	ones	1		<p>b.</p> <table border="1" style="display: inline-table; margin-right: 20px;"> <tr><th>tens</th><th>ones</th></tr> <tr><td>2</td><td>7</td></tr> </table> <table border="1" style="display: inline-table;"> <tr><th>tens</th><th>ones</th></tr> <tr><td>2</td><td></td></tr> </table>	tens	ones	2	7	tens	ones	2	
tens	ones																
1	2																
tens	ones																
1																	
tens	ones																
2	7																
tens	ones																
2																	
<p>c.</p> <table border="1" style="display: inline-table; margin-right: 20px;"> <tr><th>tens</th><th>ones</th></tr> <tr><td>2</td><td>5</td></tr> </table> <table border="1" style="display: inline-table;"> <tr><th>tens</th><th>ones</th></tr> <tr><td></td><td>5</td></tr> </table>	tens	ones	2	5	tens	ones		5	<p>d.</p> <table border="1" style="display: inline-table; margin-right: 20px;"> <tr><th>tens</th><th>ones</th></tr> <tr><td></td><td>8</td></tr> </table> <table border="1" style="display: inline-table;"> <tr><th>tens</th><th>ones</th></tr> <tr><td>3</td><td>8</td></tr> </table>	tens	ones		8	tens	ones	3	8
tens	ones																
2	5																
tens	ones																
	5																
tens	ones																
	8																
tens	ones																
3	8																
<p>e.</p> <table border="1" style="display: inline-table; margin-right: 20px;"> <tr><th>tens</th><th>ones</th></tr> <tr><td>2</td><td>1</td></tr> </table> <table border="1" style="display: inline-table;"> <tr><th>tens</th><th>ones</th></tr> <tr><td>2</td><td></td></tr> </table>	tens	ones	2	1	tens	ones	2		<p>f.</p> <table border="1" style="display: inline-table; margin-right: 20px;"> <tr><th>tens</th><th>ones</th></tr> <tr><td>2</td><td>4</td></tr> </table> <table border="1" style="display: inline-table;"> <tr><th>tens</th><th>ones</th></tr> <tr><td></td><td>4</td></tr> </table>	tens	ones	2	4	tens	ones		4
tens	ones																
2	1																
tens	ones																
2																	
tens	ones																
2	4																
tens	ones																
	4																
<p>g.</p> <table border="1" style="display: inline-table; margin-right: 20px;"> <tr><th>tens</th><th>ones</th></tr> <tr><td>1</td><td>8</td></tr> </table> <table border="1" style="display: inline-table;"> <tr><th>tens</th><th>ones</th></tr> <tr><td></td><td>5</td></tr> </table>	tens	ones	1	8	tens	ones		5	<p>h.</p> <table border="1" style="display: inline-table; margin-right: 20px;"> <tr><th>tens</th><th>ones</th></tr> <tr><td>2</td><td>1</td></tr> </table> <table border="1" style="display: inline-table;"> <tr><th>tens</th><th>ones</th></tr> <tr><td></td><td>9</td></tr> </table>	tens	ones	2	1	tens	ones		9
tens	ones																
1	8																
tens	ones																
	5																
tens	ones																
2	1																
tens	ones																
	9																
<p>i.</p> <table border="1" style="display: inline-table; margin-right: 20px;"> <tr><th>tens</th><th>ones</th></tr> <tr><td></td><td>7</td></tr> </table> <table border="1" style="display: inline-table;"> <tr><th>tens</th><th>ones</th></tr> <tr><td>2</td><td>1</td></tr> </table>	tens	ones		7	tens	ones	2	1	<p>j.</p> <table border="1" style="display: inline-table; margin-right: 20px;"> <tr><th>tens</th><th>ones</th></tr> <tr><td>1</td><td>4</td></tr> </table> <table border="1" style="display: inline-table;"> <tr><th>tens</th><th>ones</th></tr> <tr><td></td><td>4</td></tr> </table>	tens	ones	1	4	tens	ones		4
tens	ones																
	7																
tens	ones																
2	1																
tens	ones																
1	4																
tens	ones																
	4																

Name _____

Date _____

1. Write the numbers in the blanks so that the alligator is eating the greater number. Read the number sentence, using *is greater than*, *is less than*, or *is equal to*. Remember to start with the number on the left.

<p>a.</p> <p style="text-align: center;">10 20</p> <p style="text-align: center;">_____ _____</p>	<p>b.</p> <p style="text-align: center;">15 17</p> <p style="text-align: center;">_____ _____</p>	<p>c.</p> <p style="text-align: center;">24 22</p> <p style="text-align: center;">_____ _____</p>
<p>d.</p> <p style="text-align: center;">29 30</p> <p style="text-align: center;">_____ _____</p>	<p>e.</p> <p style="text-align: center;">39 38</p> <p style="text-align: center;">_____ _____</p>	<p>f.</p> <p style="text-align: center;">39 40</p> <p style="text-align: center;">_____ _____</p>

2. Complete the charts so that the alligator is eating a greater number.

<p>a.</p> <table border="1" style="display: inline-table; margin-right: 20px;"> <tr><th>tens</th><th>ones</th></tr> <tr><td>1</td><td>8</td></tr> </table> <table border="1" style="display: inline-table;"> <tr><th>tens</th><th>ones</th></tr> <tr><td>1</td><td> </td></tr> </table>	tens	ones	1	8	tens	ones	1		<p>b.</p> <table border="1" style="display: inline-table; margin-right: 20px;"> <tr><th>tens</th><th>ones</th></tr> <tr><td>2</td><td>4</td></tr> </table> <table border="1" style="display: inline-table;"> <tr><th>tens</th><th>ones</th></tr> <tr><td> </td><td>3</td></tr> </table>	tens	ones	2	4	tens	ones		3
tens	ones																
1	8																
tens	ones																
1																	
tens	ones																
2	4																
tens	ones																
	3																
<p>c.</p> <table border="1" style="display: inline-table; margin-right: 20px;"> <tr><th>tens</th><th>ones</th></tr> <tr><td> </td><td> </td></tr> </table> <table border="1" style="display: inline-table;"> <tr><th>tens</th><th>ones</th></tr> <tr><td> </td><td> </td></tr> </table>	tens	ones			tens	ones			<p>d.</p> <table border="1" style="display: inline-table; margin-right: 20px;"> <tr><th>tens</th><th>ones</th></tr> <tr><td>2</td><td>3</td></tr> </table> <table border="1" style="display: inline-table;"> <tr><th>tens</th><th>ones</th></tr> <tr><td>2</td><td> </td></tr> </table>	tens	ones	2	3	tens	ones	2	
tens	ones																
tens	ones																
tens	ones																
2	3																
tens	ones																
2																	
<p>e.</p> <table border="1" style="display: inline-table; margin-right: 20px;"> <tr><th>tens</th><th>ones</th></tr> <tr><td> </td><td> </td></tr> </table> <table border="1" style="display: inline-table;"> <tr><th>tens</th><th>ones</th></tr> <tr><td> </td><td> </td></tr> </table>	tens	ones			tens	ones			<p>f.</p> <table border="1" style="display: inline-table; margin-right: 20px;"> <tr><th>tens</th><th>ones</th></tr> <tr><td>1</td><td>7</td></tr> </table> <table border="1" style="display: inline-table;"> <tr><th>tens</th><th>ones</th></tr> <tr><td> </td><td>7</td></tr> </table>	tens	ones	1	7	tens	ones		7
tens	ones																
tens	ones																
tens	ones																
1	7																
tens	ones																
	7																

Compare each set of numbers by matching to the correct alligator or phrase to make a true number sentence. Check your work by reading the sentence from left to right.

3.

16	17
----	----

31	23
----	----

35	25
----	----

12	21
----	----

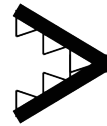
22	32
----	----

29	30
----	----

39	40
----	----



is *less* than

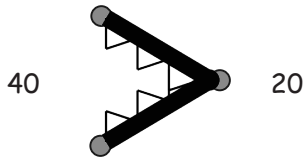


is *greater* than

Name _____

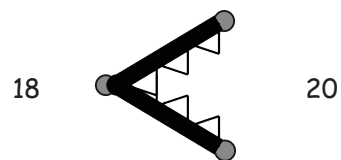
Date _____

1. Use the symbols to compare the numbers. Fill in the blank with $<$, $>$, or $=$ to make a true number sentence. Read the number sentences from left to right.



$$40 > 20$$

40 is greater than 20.



$$18 < 20$$

18 is less than 20.

a.	b.	c.
27 ○ 24	31 ○ 28	10 ○ 13
d.	e.	f.
13 ○ 15	31 ○ 29	38 ○ 18
g.	h.	i.
27 ○ 17	32 ○ 21	12 ○ 21

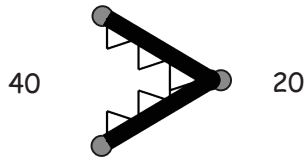
2. Circle the correct words to make the sentence true. Use $>$, $<$, or $=$ and numbers to write a true number sentence. The first one is done for you.

<p>a.</p> <div style="display: flex; justify-content: space-between;"> 36 <div style="border: 1px solid black; padding: 5px; text-align: center;"> is greater than is less than is equal to </div> 3 tens 6 ones </div> <div style="display: flex; justify-content: space-around; margin-top: 10px;"> <u>36</u> = <u>36</u> </div>	<p>b.</p> <div style="display: flex; justify-content: space-between;"> 1 ten 4 ones <div style="border: 1px solid black; padding: 5px; text-align: center;"> is greater than is less than is equal to </div> 17 </div> <div style="display: flex; justify-content: space-around; margin-top: 10px;"> _____ ○ _____ </div>
<p>c.</p> <div style="display: flex; justify-content: space-between;"> 2 tens 4 ones <div style="border: 1px solid black; padding: 5px; text-align: center;"> is greater than is less than is equal to </div> 34 </div> <div style="display: flex; justify-content: space-around; margin-top: 10px;"> _____ ○ _____ </div>	<p>d.</p> <div style="display: flex; justify-content: space-between;"> 20 <div style="border: 1px solid black; padding: 5px; text-align: center;"> is greater than is less than is equal to </div> 2 tens 0 ones </div> <div style="display: flex; justify-content: space-around; margin-top: 10px;"> _____ ○ _____ </div>
<p>e.</p> <div style="display: flex; justify-content: space-between;"> 31 <div style="border: 1px solid black; padding: 5px; text-align: center;"> is greater than is less than is equal to </div> 13 </div> <div style="display: flex; justify-content: space-around; margin-top: 10px;"> _____ ○ _____ </div>	<p>f.</p> <div style="display: flex; justify-content: space-between;"> 12 <div style="border: 1px solid black; padding: 5px; text-align: center;"> is greater than is less than is equal to </div> 21 </div> <div style="display: flex; justify-content: space-around; margin-top: 10px;"> _____ ○ _____ </div>
<p>g.</p> <div style="display: flex; justify-content: space-between;"> 17 <div style="border: 1px solid black; padding: 5px; text-align: center;"> is greater than is less than is equal to </div> 3 ones 1 ten </div> <div style="display: flex; justify-content: space-around; margin-top: 10px;"> _____ ○ _____ </div>	<p>h.</p> <div style="display: flex; justify-content: space-between;"> 30 <div style="border: 1px solid black; padding: 5px; text-align: center;"> is greater than is less than is equal to </div> 0 tens 30 ones </div> <div style="display: flex; justify-content: space-around; margin-top: 10px;"> _____ ○ _____ </div>

Name _____

Date _____

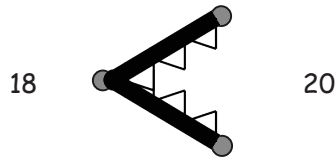
Use the symbols to compare the numbers. Fill in the blank with $<$, $>$, or $=$ to make a true number sentence. Complete the number sentence with a phrase from the word bank.



40 20

$$40 > 20$$

40 is greater than 20.



18 20

$$18 < 20$$

18 is less than 20.

Word Bank
is greater than
is less than
is equal to

a. 17 ○ 13

$$17 \underline{\hspace{2cm}} 13$$

b. 23 ○ 33

$$23 \underline{\hspace{2cm}} 33$$

c. 36 ○ 36

$$36 \underline{\hspace{2cm}} 36$$

d. 25 ○ 32

$$25 \underline{\hspace{2cm}} 32$$

e. 38 ○ 28

$$38 \underline{\hspace{2cm}} 28$$

f. 32 ○ 23

$$32 \underline{\hspace{2cm}} 23$$

g. 1 ten 5 ones 14

1 ten 5 ones _____ 14

h. 3 tens 30

3 tens _____ 30

i. 29 2 tens 7 ones

29 _____ 2 tens 7 ones

j. 19 2 tens 3 ones

19 _____ 2 tens 3 ones

k. 3 tens 1 one 13

3 tens 1 one _____ 13

l. 35 3 tens 5 ones

35 _____ 3 tens 5 ones

m. 2 tens 3 ones 32

2 tens 3 ones _____ 32

n. 3 tens 36

3 tens _____ 36

o. 29 3 tens 9 ones

29 _____ 3 tens 9 ones


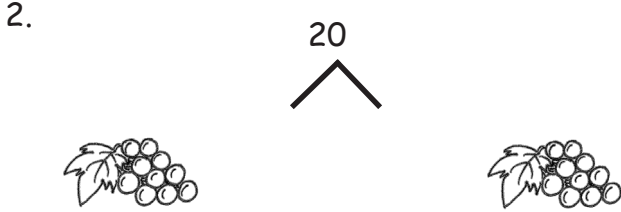
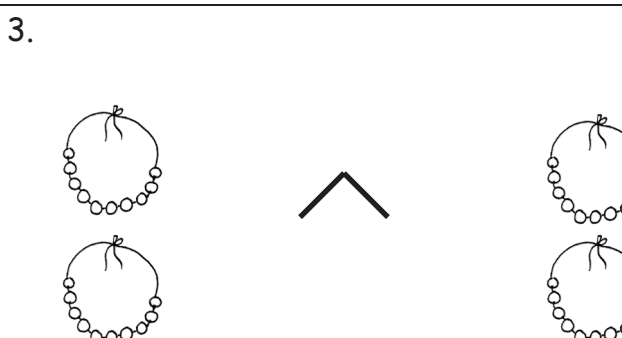

p. 4 tens 39

4 tens _____ 39

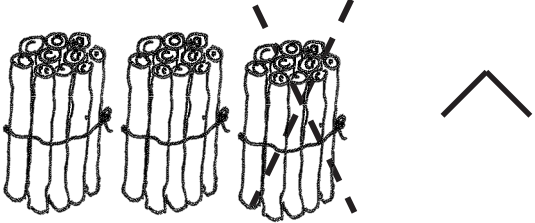
Name _____

Date _____

Complete the number bonds and number sentences to match the picture. The first one is done for you.


<p>1.</p>  <p style="text-align: center;">3 tens + 1 ten = 4 tens 30 + 10 = 40</p>	<p>2.</p>  <p style="text-align: center;">_____ ten + _____ ten = _____ tens</p> <p>_____</p>
<p>3.</p>  <p style="text-align: center;">_____ tens = _____ tens + _____ tens</p> <p>_____</p>	<p>4.</p>  <p style="text-align: center;">_____ tens = _____ tens + _____ ten</p> <p>_____</p>

5.




_____ tens - _____ ten = _____ tens

6.



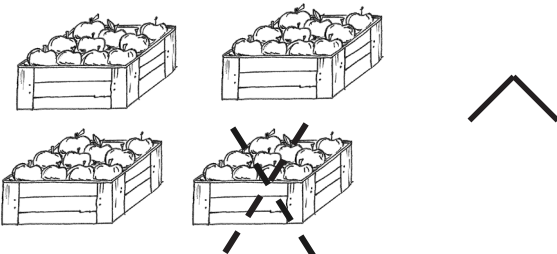
_____ tens - _____ tens = _____ tens

7.



_____ tens + _____ ten = _____ tens


8.



_____ tens - _____ ten = _____ tens

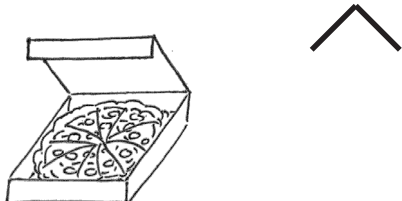
_____ + _____

9.



_____ tens - _____ tens = _____ ten

10.



_____ ten - _____ tens = _____ ten

11. Fill in the missing numbers. Match the related addition and subtraction facts.

a. 4 tens - 2 tens = _____ 2 tens + 1 ten = 3 tens

b. 40 - 30 = _____ 30 + 10 = 40

c. 30 - 20 = _____ 20 + 20 = 40

12. Fill in the missing numbers.

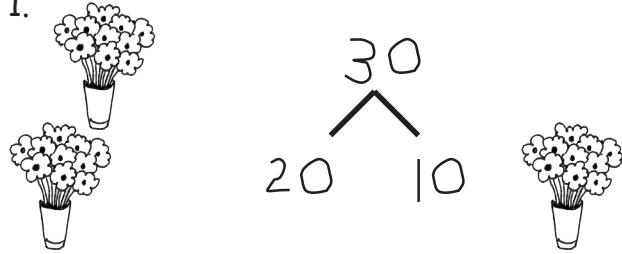

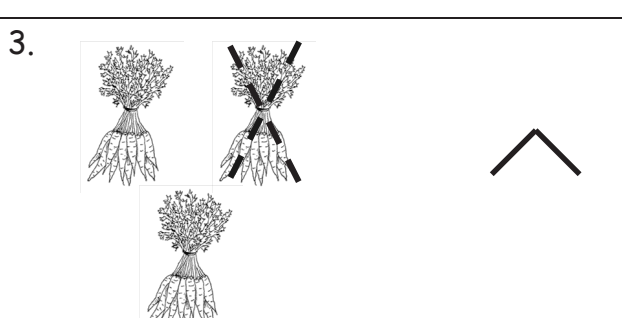
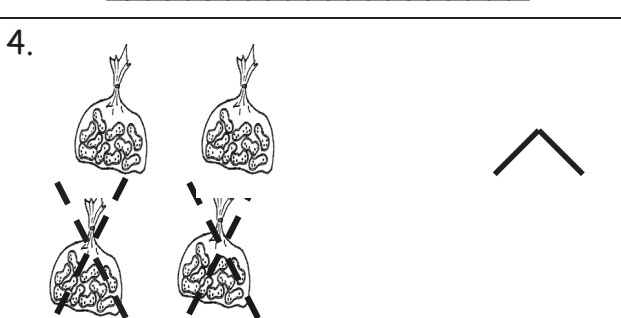
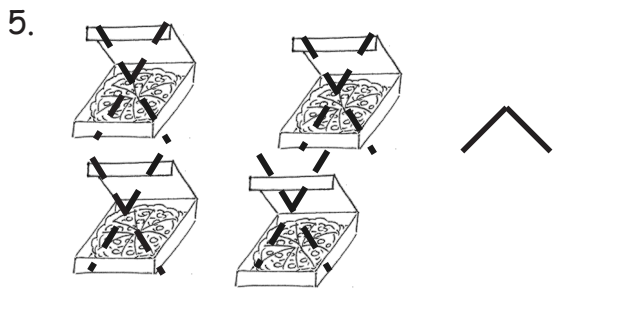
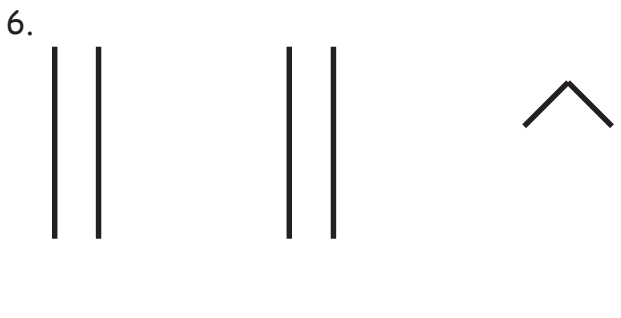
a. 20 + 20 = _____ b. 30 - 20 = _____ c. 10 + _____ = 40

d. 20 - _____ = 0 e. 40 - _____ = 10 f. _____ + _____ = 30





Name _____

Date _____

Draw a number bond, and complete the number sentences to match the pictures.

<p>1.</p>  <p style="text-align: center;"> 2 tens + 1 ten = 3 tens $20 + 10 = 30$ </p>	<p>2.</p>  <p style="text-align: center;"> _____ tens = _____ ten + _____ tens _____ </p>
<p>3.</p>  <p style="text-align: center;"> _____ tens - _____ ten = _____ tens _____ </p>	<p>4.</p>  <p style="text-align: center;"> _____ tens - _____ tens = _____ tens _____ </p>
<p>5.</p>  <p style="text-align: center;"> _____ tens - _____ tens = _____ tens _____ </p>	<p>6.</p>  <p style="text-align: center;"> _____ tens + _____ tens = _____ tens _____ </p>

Draw quick tens and a number bond to help you solve the number sentences.

<p>7.</p>  <p>$10 + 20 = \underline{\quad}$</p>	<p>8.</p>  <p>$30 - 10 = \underline{\quad}$</p>
<p>9.</p>  <p>$20 - 10 = \underline{\quad}$</p>	<p>10.</p>  <p>$30 + 10 = \underline{\quad}$</p>

Add or subtract.

11. 2 tens + 1 ten = $\underline{\quad}$

12. $20 + 20 = \underline{\quad}$

13. $40 - 10 = \underline{\quad}$

14. $\underline{\quad} = 20 + 10$



15. 3 tens - 2 tens = $\underline{\quad}$

16. $20 - 10 = \underline{\quad}$

17. $10 - 10 = \underline{\quad}$

18. $\underline{\quad} = 30 + 10$

19. $40 - 30 = \underline{\quad}$



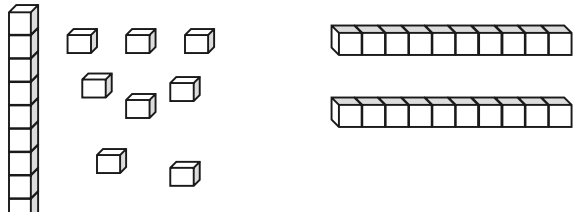



number bond/number sentence set

Name _____

Date _____

Fill in the missing numbers to match the picture. Write the matching number bond.

<p>1. </p> <p style="text-align: center;"> 32 $\swarrow \quad \searrow$ $12 \quad 20$ </p> <p>$12 + 20 = \underline{\hspace{2cm}}$</p>	<p>2. </p> <p style="text-align: right;"> $\swarrow \quad \searrow$ </p> <p>$15 + \underline{\hspace{2cm}} = \underline{\hspace{2cm}}$</p>
<p>3. </p> <p style="text-align: right;"> $\swarrow \quad \searrow$ </p> <p>$\underline{\hspace{2cm}} + \underline{\hspace{2cm}} = \underline{\hspace{2cm}}$</p>	<p>4. </p> <p style="text-align: right;"> $\swarrow \quad \searrow$ </p> <p>$\underline{\hspace{2cm}} + \underline{\hspace{2cm}} = \underline{\hspace{2cm}}$</p>





Draw using quick tens and ones. Complete the number bond, and write the sum in the place value chart and the number sentence.

<p>5. $19 + 10 = \underline{\hspace{2cm}}$</p> <p style="text-align: right;"> $\swarrow \quad \searrow$ </p> <table border="1" style="margin-left: auto; margin-right: auto;"> <tr> <th style="padding: 5px;">tens</th> <th style="padding: 5px;">ones</th> </tr> <tr> <td style="height: 40px;"></td> <td style="height: 40px;"></td> </tr> </table>	tens	ones			<p>6. $20 + 14 = \underline{\hspace{2cm}}$</p> <p style="text-align: right;"> $\swarrow \quad \searrow$ </p> <table border="1" style="margin-left: auto; margin-right: auto;"> <tr> <th style="padding: 5px;">tens</th> <th style="padding: 5px;">ones</th> </tr> <tr> <td style="height: 40px;"></td> <td style="height: 40px;"></td> </tr> </table>	tens	ones		
tens	ones								
tens	ones								

Use arrow notation to solve.

<p>7. $13 \xrightarrow{+10} \underline{\hspace{2cm}}$</p>	<p>8. $19 \xrightarrow{+ \square} 39$</p>
<p>9. $\underline{\hspace{2cm}} \xrightarrow{+10} 26$</p>	<p>10. $\underline{\hspace{2cm}} \xrightarrow{+20} 38$</p>

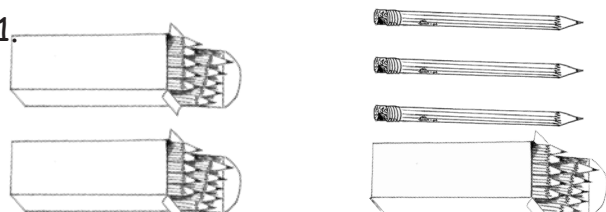







Use the dimes and pennies to complete the place value charts and the number sentences.

<p>11.</p> <div style="text-align: center;">  </div> <div style="text-align: center; margin-top: 20px;"> <table border="1" style="display: inline-table; border-collapse: collapse;"> <tr><th style="padding: 5px;">tens</th><th style="padding: 5px;">ones</th></tr> <tr><td style="height: 40px;"></td><td style="height: 40px;"></td></tr> </table> + <table border="1" style="display: inline-table; border-collapse: collapse;"> <tr><th style="padding: 5px;">tens</th><th style="padding: 5px;">ones</th></tr> <tr><td style="height: 40px;"></td><td style="height: 40px;"></td></tr> </table> = <table border="1" style="display: inline-table; border-collapse: collapse;"> <tr><th style="padding: 5px;">tens</th><th style="padding: 5px;">ones</th></tr> <tr><td style="height: 40px;"></td><td style="height: 40px;"></td></tr> </table> </div>	tens	ones			tens	ones			tens	ones			<div style="text-align: center; margin-top: 20px;">  </div> <div style="text-align: center; margin-top: 20px;"> <table border="1" style="display: inline-table; border-collapse: collapse;"> <tr><th style="padding: 5px;">tens</th><th style="padding: 5px;">ones</th></tr> <tr><td style="height: 40px;"></td><td style="height: 40px;"></td></tr> </table> + <table border="1" style="display: inline-table; border-collapse: collapse;"> <tr><th style="padding: 5px;">tens</th><th style="padding: 5px;">ones</th></tr> <tr><td style="height: 40px;"></td><td style="height: 40px;"></td></tr> </table> = <table border="1" style="display: inline-table; border-collapse: collapse;"> <tr><th style="padding: 5px;">tens</th><th style="padding: 5px;">ones</th></tr> <tr><td style="height: 40px;"></td><td style="height: 40px;"></td></tr> </table> </div>	tens	ones			tens	ones			tens	ones		
tens	ones																								
tens	ones																								
tens	ones																								
tens	ones																								
tens	ones																								
tens	ones																								
<p>12.</p> <div style="text-align: center;">  </div> <div style="text-align: center; margin-top: 20px;"> <table border="1" style="display: inline-table; border-collapse: collapse;"> <tr><th style="padding: 5px;">tens</th><th style="padding: 5px;">ones</th></tr> <tr><td style="height: 40px;"></td><td style="height: 40px;"></td></tr> </table> + <table border="1" style="display: inline-table; border-collapse: collapse;"> <tr><th style="padding: 5px;">tens</th><th style="padding: 5px;">ones</th></tr> <tr><td style="height: 40px;"></td><td style="height: 40px;"></td></tr> </table> = <table border="1" style="display: inline-table; border-collapse: collapse;"> <tr><th style="padding: 5px;">tens</th><th style="padding: 5px;">ones</th></tr> <tr><td style="height: 40px;"></td><td style="height: 40px;"></td></tr> </table> </div>	tens	ones			tens	ones			tens	ones			<div style="text-align: center; margin-top: 20px;">  </div> <div style="text-align: center; margin-top: 20px;"> <table border="1" style="display: inline-table; border-collapse: collapse;"> <tr><th style="padding: 5px;">tens</th><th style="padding: 5px;">ones</th></tr> <tr><td style="height: 40px;"></td><td style="height: 40px;"></td></tr> </table> + <table border="1" style="display: inline-table; border-collapse: collapse;"> <tr><th style="padding: 5px;">tens</th><th style="padding: 5px;">ones</th></tr> <tr><td style="height: 40px;"></td><td style="height: 40px;"></td></tr> </table> = <table border="1" style="display: inline-table; border-collapse: collapse;"> <tr><th style="padding: 5px;">tens</th><th style="padding: 5px;">ones</th></tr> <tr><td style="height: 40px;"></td><td style="height: 40px;"></td></tr> </table> </div>	tens	ones			tens	ones			tens	ones		
tens	ones																								
tens	ones																								
tens	ones																								
tens	ones																								
tens	ones																								
tens	ones																								

Name _____

Date _____

Fill in the missing numbers to match the picture. Complete the number bond to match.

<p>1. </p> <p style="text-align: center;">  $20 + 13 = \underline{\quad}$ </p>	<p>2. </p> <p style="text-align: center;">  $17 + \underline{\quad} = \underline{\quad}$ </p>
<p>3. </p> <p style="text-align: center;">  $\underline{\quad} + \underline{\quad} = \underline{\quad}$ </p>	<p>4. </p> <p style="text-align: center;">  $\underline{\quad} + \underline{\quad} = \underline{\quad}$ </p>

Draw using quick tens and ones. Complete the number bond and the number sentence.

<p>5.</p> <table border="1" style="display: inline-table; margin-right: 20px;"> <tr><th>tens</th><th>ones</th></tr> <tr><td>1</td><td>7</td></tr> </table> + <table border="1" style="display: inline-table; margin-left: 20px;"> <tr><th>tens</th><th>ones</th></tr> <tr><td>1</td><td>0</td></tr> </table> <div style="text-align: center;"> \wedge _____ + _____ = _____ </div>	tens	ones	1	7	tens	ones	1	0	<p>6.</p> <table border="1" style="display: inline-table; margin-right: 20px;"> <tr><th>tens</th><th>ones</th></tr> <tr><td>1</td><td>9</td></tr> </table> + <table border="1" style="display: inline-table; margin-left: 20px;"> <tr><th>tens</th><th>ones</th></tr> <tr><td> </td><td> </td></tr> </table> <div style="text-align: center;"> \wedge _____ + _____ = <u>39</u> </div>	tens	ones	1	9	tens	ones		
tens	ones																
1	7																
tens	ones																
1	0																
tens	ones																
1	9																
tens	ones																

Use arrow notation to solve.

<p>7.</p> <div style="text-align: center;"> 19 +10 ➔ _____ </div>	<p>8.</p> <div style="text-align: center;"> 9 +30 ➔ _____ </div>
<p>9.</p> <div style="text-align: center;"> +10 ➔ _____ 38 </div>	<p>10.</p> <div style="text-align: center;"> +20 ➔ _____ 31 </div>

Use the dimes and pennies to complete the place value charts.

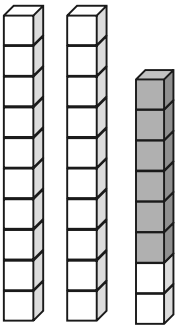
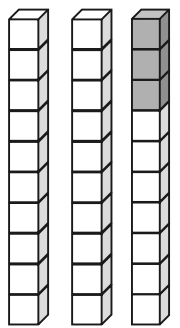


11.

tens	ones	+	tens	ones	=	tens	ones


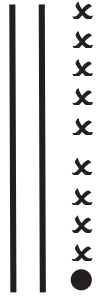
Name _____

Date _____

Use the pictures to complete the place value chart and number sentence. For Problems 5 and 6, make a quick ten drawing to help you solve.

<p>1.</p>  <div style="margin-left: 200px;"> <table border="1" style="border-collapse: collapse; text-align: center;"> <thead> <tr> <th style="padding: 5px;">tens</th> <th style="padding: 5px;">ones</th> </tr> </thead> <tbody> <tr> <td style="height: 40px;"></td> <td style="height: 40px;"></td> </tr> </tbody> </table> </div> <p style="text-align: center; margin-top: 20px;">$22 + 6 = \underline{\quad}$</p>	tens	ones			<p>2.</p>  <div style="margin-left: 200px;"> <table border="1" style="border-collapse: collapse; text-align: center;"> <thead> <tr> <th style="padding: 5px;">tens</th> <th style="padding: 5px;">ones</th> </tr> </thead> <tbody> <tr> <td style="height: 40px;"></td> <td style="height: 40px;"></td> </tr> </tbody> </table> </div> <p style="text-align: center; margin-top: 20px;">$\underline{\quad} + 3 = \underline{\quad}$</p>	tens	ones		
tens	ones								
tens	ones								
<p>3.</p>  <div style="margin-left: 200px;"> <table border="1" style="border-collapse: collapse; text-align: center;"> <thead> <tr> <th style="padding: 5px;">tens</th> <th style="padding: 5px;">ones</th> </tr> </thead> <tbody> <tr> <td style="height: 40px;"></td> <td style="height: 40px;"></td> </tr> </tbody> </table> </div> <p style="text-align: center; margin-top: 20px;">$12 + \underline{\quad} = \underline{\quad}$</p>	tens	ones			<p>4.</p>  <div style="margin-left: 200px;"> <table border="1" style="border-collapse: collapse; text-align: center;"> <thead> <tr> <th style="padding: 5px;">tens</th> <th style="padding: 5px;">ones</th> </tr> </thead> <tbody> <tr> <td style="height: 40px;"></td> <td style="height: 40px;"></td> </tr> </tbody> </table> </div> <p style="text-align: center; margin-top: 20px;">$\underline{\quad} + \underline{\quad} = \underline{\quad}$</p>	tens	ones		
tens	ones								
tens	ones								
<p>5.</p> <div style="margin-left: 200px;"> <table border="1" style="border-collapse: collapse; text-align: center;"> <thead> <tr> <th style="padding: 5px;">tens</th> <th style="padding: 5px;">ones</th> </tr> </thead> <tbody> <tr> <td style="height: 40px;"></td> <td style="height: 40px;"></td> </tr> </tbody> </table> </div> <p style="text-align: center; margin-top: 20px;">$24 + 6 = \underline{\quad}$</p>	tens	ones			<p>6.</p> <div style="margin-left: 200px;"> <table border="1" style="border-collapse: collapse; text-align: center;"> <thead> <tr> <th style="padding: 5px;">tens</th> <th style="padding: 5px;">ones</th> </tr> </thead> <tbody> <tr> <td style="height: 40px;"></td> <td style="height: 40px;"></td> </tr> </tbody> </table> </div> <p style="text-align: center; margin-top: 20px;">$24 + 3 = \underline{\quad}$</p>	tens	ones		
tens	ones								
tens	ones								


Draw quick tens, ones, and number bonds to solve. Complete the place value chart.

<p>7.</p> $21 + 9 = \underline{\quad}$  <table border="1" style="margin-left: auto; margin-right: auto; text-align: center;"> <thead> <tr> <th style="padding: 5px;">tens</th> <th style="padding: 5px;">ones</th> </tr> </thead> <tbody> <tr> <td style="height: 40px;"></td> <td style="height: 40px;"></td> </tr> </tbody> </table> <div style="margin-left: auto; margin-right: auto; text-align: center;">  </div>	tens	ones			<p>8.</p> $21 + 7 = \underline{\quad}$ <table border="1" style="margin-left: auto; margin-right: auto; text-align: center;"> <thead> <tr> <th style="padding: 5px;">tens</th> <th style="padding: 5px;">ones</th> </tr> </thead> <tbody> <tr> <td style="height: 40px;"></td> <td style="height: 40px;"></td> </tr> </tbody> </table>	tens	ones		
tens	ones								
tens	ones								
<p>9.</p> $13 + 7 = \underline{\quad}$ <table border="1" style="margin-left: auto; margin-right: auto; text-align: center;"> <thead> <tr> <th style="padding: 5px;">tens</th> <th style="padding: 5px;">ones</th> </tr> </thead> <tbody> <tr> <td style="height: 40px;"></td> <td style="height: 40px;"></td> </tr> </tbody> </table>	tens	ones			<p>10.</p> $26 + 4 = \underline{\quad}$ <table border="1" style="margin-left: auto; margin-right: auto; text-align: center;"> <thead> <tr> <th style="padding: 5px;">tens</th> <th style="padding: 5px;">ones</th> </tr> </thead> <tbody> <tr> <td style="height: 40px;"></td> <td style="height: 40px;"></td> </tr> </tbody> </table>	tens	ones		
tens	ones								
tens	ones								
<p>11.</p> $32 + 3 = \underline{\quad}$ <table border="1" style="margin-left: auto; margin-right: auto; text-align: center;"> <thead> <tr> <th style="padding: 5px;">tens</th> <th style="padding: 5px;">ones</th> </tr> </thead> <tbody> <tr> <td style="height: 40px;"></td> <td style="height: 40px;"></td> </tr> </tbody> </table>	tens	ones			<p>12.</p> $38 + 2 = \underline{\quad}$ <table border="1" style="margin-left: auto; margin-right: auto; text-align: center;"> <thead> <tr> <th style="padding: 5px;">tens</th> <th style="padding: 5px;">ones</th> </tr> </thead> <tbody> <tr> <td style="height: 40px;"></td> <td style="height: 40px;"></td> </tr> </tbody> </table>	tens	ones		
tens	ones								
tens	ones								

Name _____

Date _____

Use quick tens and ones to complete the place value chart and number sentence.

<p>1.</p>  <table border="1" style="margin-left: auto; margin-right: auto; text-align: center;"> <thead> <tr> <th style="padding: 2px;">tens</th> <th style="padding: 2px;">ones</th> </tr> </thead> <tbody> <tr> <td style="width: 40px; height: 40px;"></td> <td style="width: 40px; height: 40px;"></td> </tr> </tbody> </table> <p style="text-align: right; margin-top: 20px;">$21 + 4 = \underline{\quad}$</p>	tens	ones			<p>2.</p> <table border="1" style="margin-left: auto; margin-right: auto; text-align: center;"> <thead> <tr> <th style="padding: 2px;">tens</th> <th style="padding: 2px;">ones</th> </tr> </thead> <tbody> <tr> <td style="width: 40px; height: 40px;"></td> <td style="width: 40px; height: 40px;"></td> </tr> </tbody> </table> <p style="text-align: right; margin-top: 20px;">$21 + 8 = \underline{\quad}$</p>	tens	ones		
tens	ones								
tens	ones								
<p>3.</p> <table border="1" style="margin-left: auto; margin-right: auto; text-align: center;"> <thead> <tr> <th style="padding: 2px;">tens</th> <th style="padding: 2px;">ones</th> </tr> </thead> <tbody> <tr> <td style="width: 40px; height: 40px;"></td> <td style="width: 40px; height: 40px;"></td> </tr> </tbody> </table> <p style="text-align: right; margin-top: 20px;">$25 + 4 = \underline{\quad}$</p>	tens	ones			<p>4.</p> <table border="1" style="margin-left: auto; margin-right: auto; text-align: center;"> <thead> <tr> <th style="padding: 2px;">tens</th> <th style="padding: 2px;">ones</th> </tr> </thead> <tbody> <tr> <td style="width: 40px; height: 40px;"></td> <td style="width: 40px; height: 40px;"></td> </tr> </tbody> </table> <p style="text-align: right; margin-top: 20px;">$25 + 5 = \underline{\quad}$</p>	tens	ones		
tens	ones								
tens	ones								
<p>5.</p> <table border="1" style="margin-left: auto; margin-right: auto; text-align: center;"> <thead> <tr> <th style="padding: 2px;">tens</th> <th style="padding: 2px;">ones</th> </tr> </thead> <tbody> <tr> <td style="width: 40px; height: 40px;"></td> <td style="width: 40px; height: 40px;"></td> </tr> </tbody> </table> <p style="text-align: right; margin-top: 20px;">$33 + 3 = \underline{\quad}$</p>	tens	ones			<p>6.</p> <table border="1" style="margin-left: auto; margin-right: auto; text-align: center;"> <thead> <tr> <th style="padding: 2px;">tens</th> <th style="padding: 2px;">ones</th> </tr> </thead> <tbody> <tr> <td style="width: 40px; height: 40px;"></td> <td style="width: 40px; height: 40px;"></td> </tr> </tbody> </table> <p style="text-align: right; margin-top: 20px;">$33 + 7 = \underline{\quad}$</p>	tens	ones		
tens	ones								
tens	ones								

Draw quick tens, ones, and number bonds to solve. Complete the place value chart.

<p>7.</p> $\begin{array}{r} 26 \\ \wedge \end{array} + 2 = \underline{\quad}$ <table border="1" style="margin-left: auto; margin-right: auto; text-align: center;"> <thead> <tr> <th style="padding: 2px;">tens</th> <th style="padding: 2px;">ones</th> </tr> </thead> <tbody> <tr> <td style="height: 40px;"></td> <td style="height: 40px;"></td> </tr> </tbody> </table>	tens	ones			<p>8.</p> $36 + 3 = \underline{\quad}$ <table border="1" style="margin-left: auto; margin-right: auto; text-align: center;"> <thead> <tr> <th style="padding: 2px;">tens</th> <th style="padding: 2px;">ones</th> </tr> </thead> <tbody> <tr> <td style="height: 40px;"></td> <td style="height: 40px;"></td> </tr> </tbody> </table>	tens	ones		
tens	ones								
tens	ones								
<p>9.</p> $26 + 4 = \underline{\quad}$ <table border="1" style="margin-left: auto; margin-right: auto; text-align: center;"> <thead> <tr> <th style="padding: 2px;">tens</th> <th style="padding: 2px;">ones</th> </tr> </thead> <tbody> <tr> <td style="height: 40px;"></td> <td style="height: 40px;"></td> </tr> </tbody> </table>	tens	ones			<p>10.</p> $24 + 6 = \underline{\quad}$ <table border="1" style="margin-left: auto; margin-right: auto; text-align: center;"> <thead> <tr> <th style="padding: 2px;">tens</th> <th style="padding: 2px;">ones</th> </tr> </thead> <tbody> <tr> <td style="height: 40px;"></td> <td style="height: 40px;"></td> </tr> </tbody> </table>	tens	ones		
tens	ones								
tens	ones								

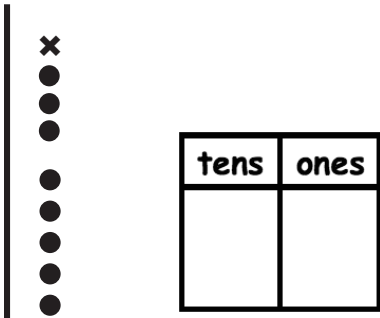
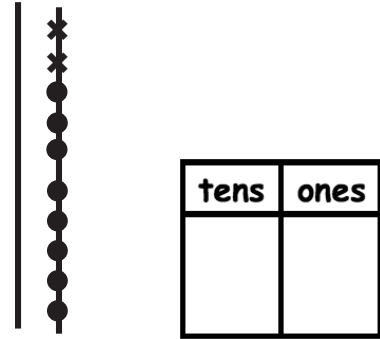
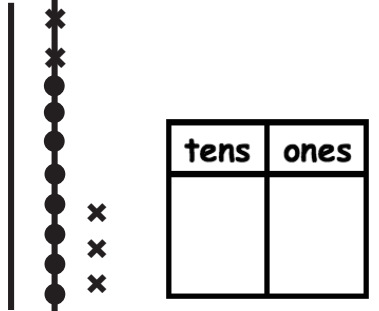
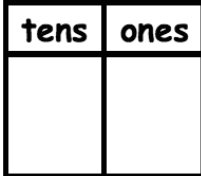
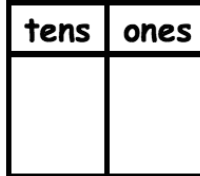
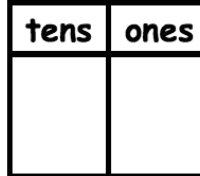
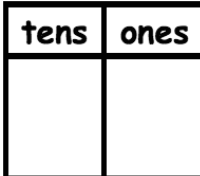
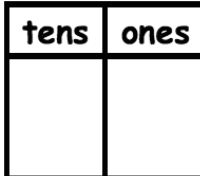
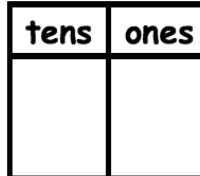
11. Solve. You may draw quick tens and ones or number bonds to help.

a. $22 + 7 = \underline{\quad}$ b. $22 + 8 = \underline{\quad}$ c. $32 + 8 = \underline{\quad}$

Name _____

Date _____

Use the pictures or draw quick tens and ones. Complete the number sentence and place value chart.

<p>1.</p> $18 + 1 = \underline{\quad}$ 	<p>2.</p> $18 + 2 = \underline{\quad}$ 	<p>3.</p> $18 + 5 = \underline{\quad}$ 
<p>4.</p> $29 + 1 = \underline{\quad}$ 	<p>5.</p> $29 + 3 = \underline{\quad}$ 	<p>6.</p> $29 + 6 = \underline{\quad}$ 
<p>7.</p> $16 + 4 = \underline{\quad}$ 	<p>8.</p> $16 + 6 = \underline{\quad}$ 	<p>9.</p> $26 + 6 = \underline{\quad}$ 

Make a number bond to solve. Show your thinking with number sentences or the arrow way. Complete the place value chart.

10.

$17 + 2 = \underline{\quad}$

tens	ones

11.

$17 + 5 = \underline{\quad}$

tens	ones

12.

$25 + 4 = \underline{\quad}$

tens	ones

13.

$25 + 6 = \underline{\quad}$

tens	ones

14.

$34 + 4 = \underline{\quad}$

tens	ones

15.




$34 + 8 = \underline{\quad}$

tens	ones

Name _____

Date _____

Use the pictures or draw quick tens and ones. Complete the number sentence and place value chart.

<p>1.</p> $15 + 3 = \underline{\hspace{2cm}}$  <table border="1" data-bbox="365 724 565 903"> <thead> <tr> <th>tens</th> <th>ones</th> </tr> </thead> <tbody> <tr> <td> </td> <td> </td> </tr> </tbody> </table>	tens	ones			<p>2.</p> $15 + 5 = \underline{\hspace{2cm}}$  <table border="1" data-bbox="808 724 1008 903"> <thead> <tr> <th>tens</th> <th>ones</th> </tr> </thead> <tbody> <tr> <td> </td> <td> </td> </tr> </tbody> </table>	tens	ones			<p>3.</p> $15 + 6 = \underline{\hspace{2cm}}$  <table border="1" data-bbox="1242 724 1442 903"> <thead> <tr> <th>tens</th> <th>ones</th> </tr> </thead> <tbody> <tr> <td> </td> <td> </td> </tr> </tbody> </table>	tens	ones		
tens	ones													
tens	ones													
tens	ones													
<p>4.</p> $28 + 2 = \underline{\hspace{2cm}}$ <table border="1" data-bbox="365 1186 565 1365"> <thead> <tr> <th>tens</th> <th>ones</th> </tr> </thead> <tbody> <tr> <td> </td> <td> </td> </tr> </tbody> </table>	tens	ones			<p>5.</p> $28 + 4 = \underline{\hspace{2cm}}$ <table border="1" data-bbox="803 1186 1003 1365"> <thead> <tr> <th>tens</th> <th>ones</th> </tr> </thead> <tbody> <tr> <td> </td> <td> </td> </tr> </tbody> </table>	tens	ones			<p>6.</p> $28 + 7 = \underline{\hspace{2cm}}$ <table border="1" data-bbox="1242 1186 1442 1365"> <thead> <tr> <th>tens</th> <th>ones</th> </tr> </thead> <tbody> <tr> <td> </td> <td> </td> </tr> </tbody> </table>	tens	ones		
tens	ones													
tens	ones													
tens	ones													
<p>7.</p> $17 + 3 = \underline{\hspace{2cm}}$ <table border="1" data-bbox="365 1648 565 1827"> <thead> <tr> <th>tens</th> <th>ones</th> </tr> </thead> <tbody> <tr> <td> </td> <td> </td> </tr> </tbody> </table>	tens	ones			<p>8.</p> $17 + 7 = \underline{\hspace{2cm}}$ <table border="1" data-bbox="803 1648 1003 1827"> <thead> <tr> <th>tens</th> <th>ones</th> </tr> </thead> <tbody> <tr> <td> </td> <td> </td> </tr> </tbody> </table>	tens	ones			<p>9.</p> $27 + 7 = \underline{\hspace{2cm}}$ <table border="1" data-bbox="1242 1648 1442 1827"> <thead> <tr> <th>tens</th> <th>ones</th> </tr> </thead> <tbody> <tr> <td> </td> <td> </td> </tr> </tbody> </table>	tens	ones		
tens	ones													
tens	ones													
tens	ones													

Make a number bond to solve. Show your thinking with number sentences or the arrow way. Complete the place value chart.

10.

$$13 + 6 = \underline{\quad}$$

tens	ones

11.

$$13 + 7 = \underline{\quad}$$

tens	ones

12.

$$25 + 5 = \underline{\quad}$$

tens	ones

13.

$$25 + 8 = \underline{\quad}$$

tens	ones

14.

$$24 + 8 = \underline{\quad}$$

tens	ones

15.


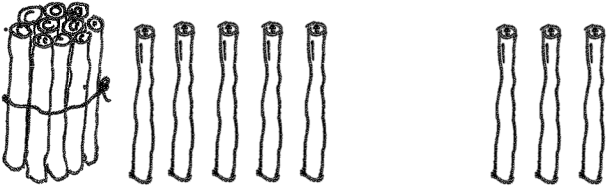
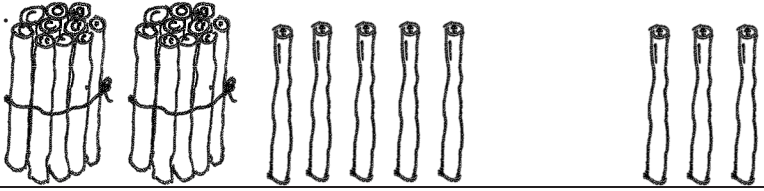
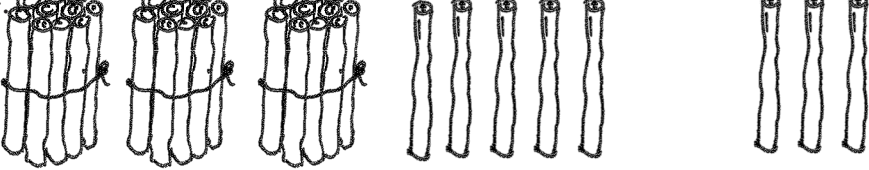

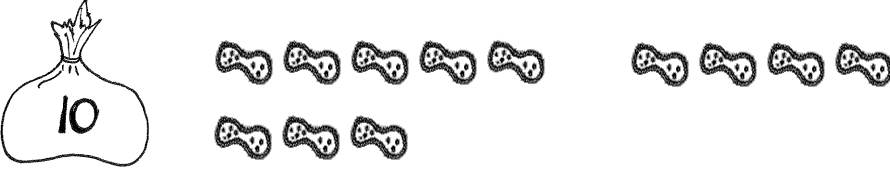

$$23 + 9 = \underline{\quad}$$

tens	ones

Name _____

Date _____

Solve the problems.

1.		$5 + 3 = \underline{\quad}$
2.		$15 + 3 = \underline{\quad}$
3.		$25 + 3 = \underline{\quad}$
4.		$35 + 3 = \underline{\quad}$
5.		$8 + 4 = \underline{\quad}$
6.		$18 + 4 = \underline{\quad}$
7.		$28 + 4 = \underline{\quad}$

8. Solve the problems.

a. $6 + 2 = \underline{\quad}$	b. $16 + 2 = \underline{\quad}$	c. $26 + 2 = \underline{\quad}$	d. $36 + 2 = \underline{\quad}$
e. $6 + 4 = \underline{\quad}$	f. $16 + 4 = \underline{\quad}$	g. $26 + 4 = \underline{\quad}$	h. $36 + 4 = \underline{\quad}$
i. $9 + 2 = \underline{\quad}$	j. $19 + 2 = \underline{\quad}$	k. $29 + 2 = \underline{\quad}$	
l. $8 + 6 = \underline{\quad}$	m. $18 + 6 = \underline{\quad}$	n. $28 + 6 = \underline{\quad}$	

Solve the problems. Show the 1-digit addition sentence that helped you solve.

9. $23 + 6 = \underline{\quad}$ _____

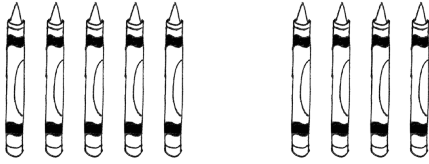
10. $27 + 6 = \underline{\quad}$ _____

Name _____

Date _____

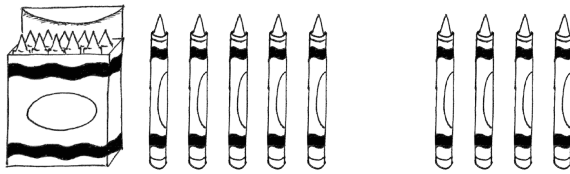
Solve the problems.

1.



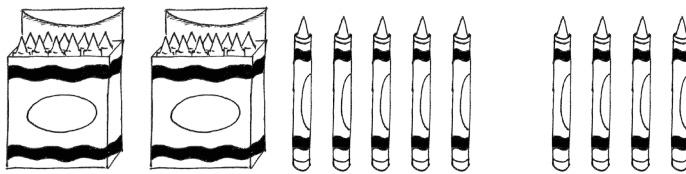
$$5 + 4 = \underline{\quad}$$

2.



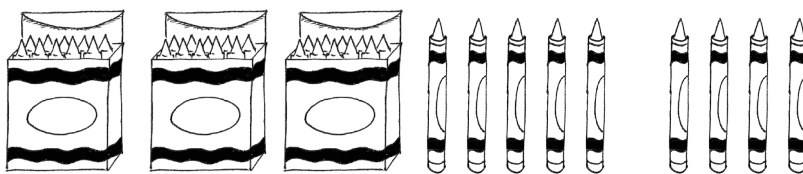
$$15 + 4 = \underline{\quad}$$

3.



$$25 + 4 = \underline{\quad}$$

4.



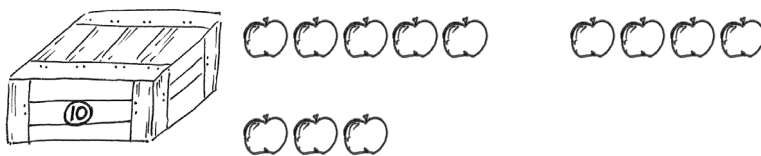
$$35 + 4 = \underline{\quad}$$

5.



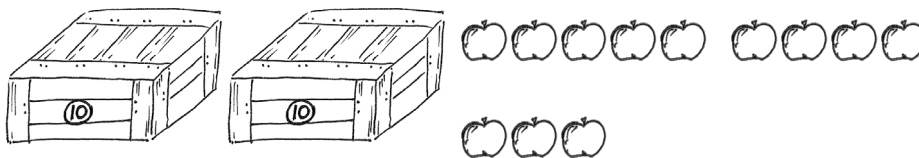
$$8 + 4 = \underline{\quad}$$

6.



$$18 + 4 = \underline{\quad}$$

7.



$$28 + 4 = \underline{\quad}$$

Use the first number sentence in each set to help you solve the other problems.

<p>8.</p> <p>a. $5 + 2 = \underline{\hspace{2cm}}$</p> <p>b. $15 + 2 = \underline{\hspace{2cm}}$</p> <p>c. $25 + 2 = \underline{\hspace{2cm}}$</p> <p>d. $35 + 2 = \underline{\hspace{2cm}}$</p>	<p>9.</p> <p>a. $5 + 5 = \underline{\hspace{2cm}}$</p> <p>b. $15 + 5 = \underline{\hspace{2cm}}$</p> <p>c. $25 + 5 = \underline{\hspace{2cm}}$</p> <p>d. $35 + 5 = \underline{\hspace{2cm}}$</p>
<p>10.</p> <p>a. $2 + 7 = \underline{\hspace{2cm}}$</p> <p>b. $12 + 7 = \underline{\hspace{2cm}}$</p> <p>c. $22 + 7 = \underline{\hspace{2cm}}$</p>	<p>11.</p> <p>a. $7 + 4 = \underline{\hspace{2cm}}$</p> <p>b. $17 + 4 = \underline{\hspace{2cm}}$</p> <p>c. $27 + 4 = \underline{\hspace{2cm}}$</p>
<p>12.</p> <p>a. $8 + 7 = \underline{\hspace{2cm}}$</p> <p>b. $18 + 7 = \underline{\hspace{2cm}}$</p> <p>c. $28 + 7 = \underline{\hspace{2cm}}$</p>	<p>13.</p> <p>a. $3 + 9 = \underline{\hspace{2cm}}$</p> <p>b. $13 + 9 = \underline{\hspace{2cm}}$</p> <p>c. $23 + 9 = \underline{\hspace{2cm}}$</p>

Solve the problems. Show the 1-digit addition sentence that helped you solve.

14. $24 + 5 = \underline{\hspace{2cm}} \quad \underline{\hspace{10cm}}$

15. $24 + 7 = \underline{\hspace{2cm}} \quad \underline{\hspace{10cm}}$

Name _____

Date _____

Draw quick tens and ones to help you solve the addition problems.

1. $16 + 3 = \underline{\quad}$	2. $17 + 3 = \underline{\quad}$
3. $18 + 20 = \underline{\quad}$	4. $31 + 8 = \underline{\quad}$
5. $3 + 14 = \underline{\quad}$	6. $6 + 30 = \underline{\quad}$
7. $23 + 7 = \underline{\quad}$	8. $17 + 3 = \underline{\quad}$

With a partner, try more problems using quick ten drawings, number bonds, or the arrow way.

9. $32 + 7 = \underline{\quad}$

10. $13 + 20 = \underline{\quad}$

11. $6 + 34 = \underline{\quad}$

12. $4 + 36 = \underline{\quad}$

13. $20 + 18 = \underline{\quad}$

14. $14 + 20 = \underline{\quad}$



15. Draw dimes and pennies to help you solve the addition problems.

a. $16 + 20 = \underline{\quad}$

b. $22 + 7 = \underline{\quad}$

Name _____

Date _____

Draw quick tens and ones to help you solve the addition problems.

1. $17 + 2 = \underline{\quad}$	2. $17 + 3 = \underline{\quad}$
3. $14 + 3 = \underline{\quad}$	4. $24 + 10 = \underline{\quad}$

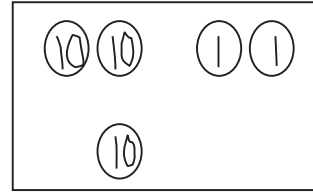
Make a number bond or use the arrow way to solve the addition problems.

5. $6 + 24 = \underline{\quad}$	6. $14 + 20 = \underline{\quad}$
------------------------------------	-------------------------------------

7. Solve each addition sentence, and match.

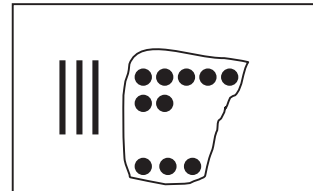
a.

$$22 + 1 = \underline{\quad}$$



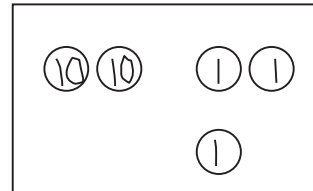
b.

$$13 + 6 = \underline{\quad}$$



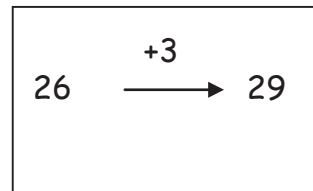
c.

$$3 + 26 = \underline{\quad}$$



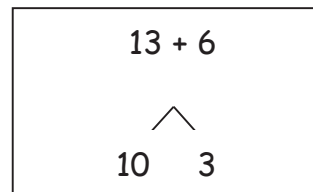
d.

$$37 + 3 = \underline{\quad}$$



e.

$$22 + 10 = \underline{\quad}$$



Name _____

Date _____

Solve the problems by drawing quick tens and ones or a number bond.

1. $25 + 1 = \underline{\quad}$	2. $25 + 10 = \underline{\quad}$
3. $15 + 4 = \underline{\quad}$	4. $15 + 20 = \underline{\quad}$
5. $16 + 7 = \underline{\quad}$	6. $26 + 7 = \underline{\quad}$
7. $23 + 7 = \underline{\quad}$	8. $33 + 7 = \underline{\quad}$

9. $16 + 20 = \underline{\quad}$	10. $6 + 24 = \underline{\quad}$
----------------------------------	----------------------------------

11. Try more problems with a partner. Use your personal white board to help you solve.

a. $4 + 26$

b. $28 + 4$

c. $32 + 7$

d. $20 + 18$

e. $9 + 23$

f. $9 + 27$

Choose one problem you solved by drawing quick tens, and be ready to discuss.

Choose one problem you solved using the number bond, and be ready to discuss.

Name _____

Date _____

Use quick ten drawings or number bonds to make true number sentences.

1. $13 + 20 = \underline{\quad}$	2. $23 + 6 = \underline{\quad}$
3. $10 + 23 = \underline{\quad}$	4. $28 + 6 = \underline{\quad}$
5. $26 + 7 = \underline{\quad}$	6. $20 + 17 = \underline{\quad}$

7. How did you solve Problem 5? Why did you choose to solve it that way?

Solve using quick ten drawings or number bonds.

8. $23 + 9 = \underline{\quad}$	9. $27 + 7 = \underline{\quad}$
10. $24 + 10 = \underline{\quad}$	11. $20 + 18 = \underline{\quad}$
12. $28 + 9 = \underline{\quad}$	13. $29 + 9 = \underline{\quad}$

14. How did you solve Problem 11? Why did you choose to solve it that way?

Name _____

Date _____


1. Each of the solutions is missing numbers or parts of the drawing. Fix each one so it is accurate and complete.

$$13 + 8 = 21$$

a.

b.

c.

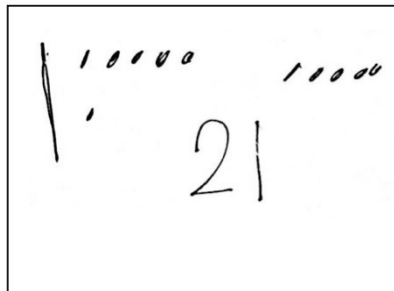


2. Circle the student work that correctly solves the addition problem.

$$16 + 5$$

a.

b.




c.

- d. Fix the work that was incorrect by making new work in the space below with the matching number sentence.


3. Circle the student work that correctly solves the addition problem.

$$13 + 20$$

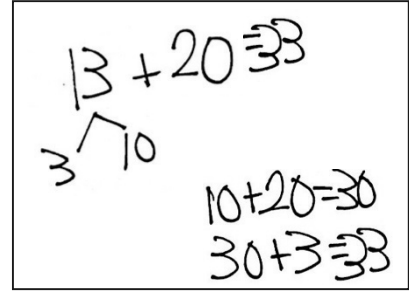
a.



b.



c.



- d. Fix the work that was incorrect by making a new drawing in the space below with the matching number sentence.

4. Solve using quick tens, the arrow way, or number bonds.

$$17 + 5 = \underline{\quad}$$

Share with your partner. Discuss why you chose to solve the way you did.

Name _____

Date _____

1. Two students both solved the addition problem below using different methods.

$$18 + 9$$

$$18 + 9 = 27$$

$$\begin{array}{c} \diagdown \quad \diagup \\ 2 \quad 7 \end{array}$$

$$18 + 2 = 20$$

$$20 + 7 = 27$$

$$18 + 9 = 27$$

$$18 \xrightarrow{+2} 20 \quad 9 \xrightarrow{-2} 7$$

$$20 + 7 = 27$$

Are they both correct? Why or why not?

2. Another two students solved the same problem using quick tens.

$$18 + 9 = 29$$

$$20 + 9 = 29$$

$$18 + 9 = 27$$

$$20 + 7 = 27$$

Are they both correct? Why or why not?

3. Circle any student work that is correct.

$$19 + 6$$

Student A

$$19 + 6$$

$$20 + 6 = 26$$

Student B

$$19 + 6$$

$$19 + 1 = 20$$

$$20 + 5 = 25$$

Student C

$$19 + 6$$

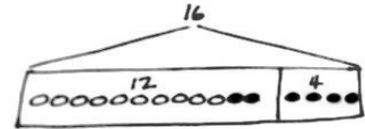
$$19 + 5 = 20 + 5 = 25$$

Fix the student work that was incorrect by making a new drawing or drawings in the space below.

Choose a correct student work, and give a suggestion for improvement.

Name _____

Date _____

Read the word problem.Draw a tape diagram and label.Write a number sentence and a statement that matches the story.

1. Lee saw 6 squashes and 7 pumpkins growing in his garden. How many vegetables did he see growing in his garden?

Lee saw _____ vegetables.

2. Kiana caught 6 lizards. Her brother caught 6 snakes. How many reptiles do they have altogether?

Kiana and her brother have _____ reptiles.

3. Anton's team has 12 soccer balls on the field and 3 soccer balls in the coach's bag. How many soccer balls does Anton's team have?

Anton's team has _____ soccer balls.

4. Emi had 13 friends over for dinner. 4 more friends came over for cake. How many friends came over to Emi's house?

There were _____ friends.

5. 6 adults and 12 children were swimming in the lake. How many people were swimming in the lake?

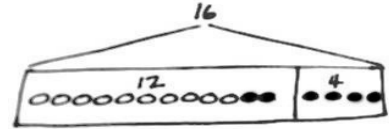
There were _____ people swimming in the lake.

6. Rose has a vase with 13 flowers. She puts 7 more flowers in the vase. How many flowers are in the vase?

There are _____ flowers in the vase.

Name _____

Date _____

Read the word problem.Draw a tape diagram and label.Write a number sentence and a statement that matches the story.

1. Darnel is playing with his 4 red robots. Ben joins him with 13 blue robots. How many robots do they have altogether?

They have _____ robots.

2. Rose and Emi had a jump rope contest. Rose jumped 14 times, and Emi jumped 6 times. How many times did Rose and Emi jump?

They jumped _____ times.

3. Pedro counted the airplanes taking off and landing at the airport. He saw 7 airplanes take off and 6 airplanes land. How many airplanes did he count altogether?

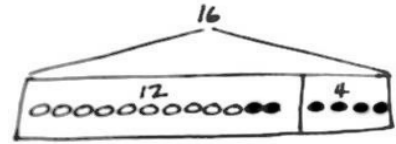
Pedro counted _____ airplanes.

4. Tamra and Willie scored all the points for their team in their basketball game. Tamra scored 13 points, and Willie scored 5 points. What was their team's score for the game?

The team's score was _____ points.

Name _____

Date _____

Read the word problem.Draw a tape diagram and label.Write a number sentence and a statement that matches the story.

1. 9 dogs were playing at the park. Some more dogs came to the park. Then, there were 11 dogs. How many more dogs came to the park?

_____ more dogs came to the park.

2. 16 strawberries are in a basket for Peter and Julio. Peter eats 8 of them. How many are there for Julio to eat?

Julio has _____ strawberries to eat.

3. 13 children are on the roller coaster. 3 adults are on the roller coaster. How many people are on the roller coaster?

There are _____ people on the roller coaster.

4. 13 people are on the roller coaster now. 3 adults are on the roller coaster, and the rest are children. How many children are on the roller coaster?

There are _____ children on the roller coaster.

5. Ben has 6 baseball practices in the morning this month. If Ben also has 6 practices in the afternoon, how many baseball practices does Ben have?

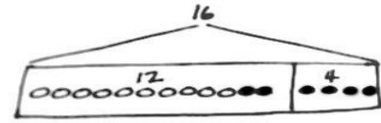
Ben has _____ baseball practices.

6. Some yellow beads were on Tamra's bracelet. After she put 14 purple beads on the bracelet, there were 18 beads. How many yellow beads did Tamra's bracelet have at first?

Tamra's bracelet had _____ yellow beads.

Name _____

Date _____

Read the word problem.Draw a tape diagram and label.Write a number sentence and a statement that matches the story.

1. Rose has 12 soccer practices this month. 6 practices are in the afternoon, but the rest are in the morning. How many practices will be in the morning?

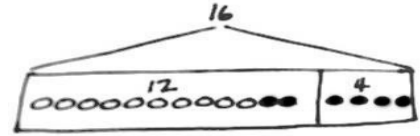
Rose has _____ practices in the morning.

2. Ben caught 16 fish. He put some back in the lake. He brought home 7 fish. How many fish did he put back in the lake?

Ben put _____ fish back in the lake.

Name _____

Date _____

Read the word problem.Draw a tape diagram and label.Write a number sentence and a statement that matches the story.

1. Rose drew 7 pictures, and Willie drew 11 pictures. How many pictures did they draw all together?

They drew _____ pictures.

2. Darnel walked 7 minutes to Lee's house. Then, he walked to the park. Darnel walked for a total of 18 minutes. How many minutes did it take Darnel to get to the park?

It took Darnel _____ minutes to get to the park.

3. Emi has some goldfish. Tamra has 14 betta fish. Tamra and Emi have 19 fish in all. How many goldfish does Emi have?

Emi has _____ goldfish.

4. Shanika built a block tower using 14 blocks. Then, she added 4 more blocks to the tower. How many blocks are there in the tower now?

The tower is made of _____ blocks.

5. Nikil's tower is 15 blocks tall. He added some more blocks to his tower. His tower is 18 blocks tall now. How many blocks did Nikil add?

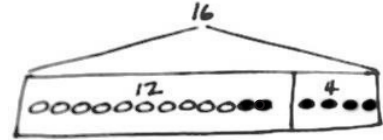
Nikil added _____ blocks.

6. Ben and Peter caught 17 tadpoles. They gave some to Anton. They have 4 tadpoles left. How many tadpoles did they give to Anton?

They gave Anton _____ tadpoles.

Name _____

Date _____

Read the word problem.Draw a tape diagram and label.Write a number sentence and a statement that matches the story.

1. Fatima has 12 colored pencils in her bag. She has 6 regular pencils, too. How many pencils does Fatima have?

Fatima has _____ pencils.

2. Julio swam 7 laps in the morning. In the afternoon, he swam some more laps. He swam a total of 14 laps. How many laps did he swim in the afternoon?

Julio swam _____ laps in the afternoon.

3. Peter built 18 models. He built 13 airplanes and some cars. How many car models did he build?

Peter built _____ car models.

4. Kiana found some shells at the beach. She gave 8 shells to her brother. Now, she has 9 shells left. How many shells did Kiana find at the beach?

Kiana found _____ shells.

Name _____

Date _____

Use the tape diagrams to write a variety of word problems. Use the word bank if needed. Remember to label your model after you write the story.

Topics (Nouns)

flowers goldfish lizards

stickers rockets cars

frogs crackers marbles

Actions (Verbs)

hide eat go away

give draw get

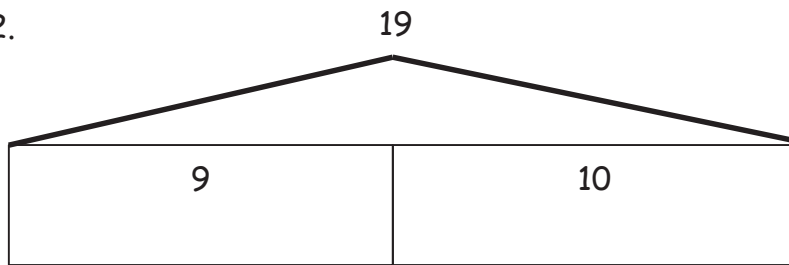
collect build play

1.

19

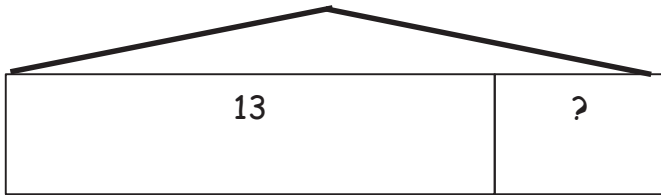


2.



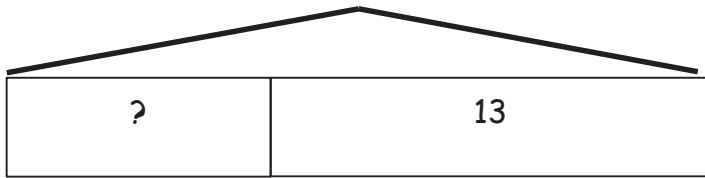
3.

16



4.

19



Name _____

Date _____

Use the tape diagrams to write a variety of word problems. Use the word bank if needed. Remember to label your model after you write the story.

Topics (Nouns)

flowers goldfish lizards

stickers rockets cars

frogs crackers marbles

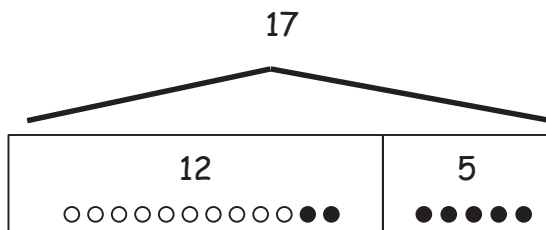
Actions (Verbs)

hide eat go away

give draw get

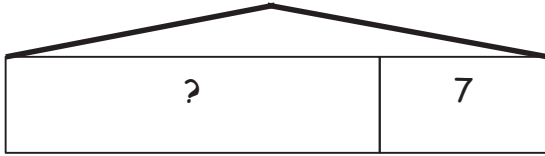
collect build play

1.



2.

16




Name _____

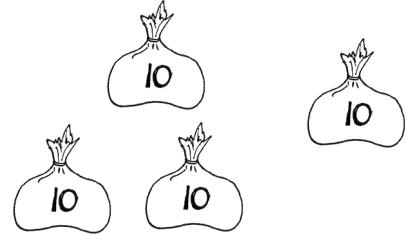
Date _____

1. Fill in the blanks, and match the pairs that show the same amount.

a.

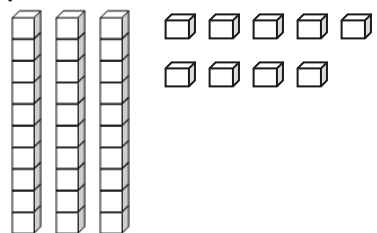


_____ tens _____ ones

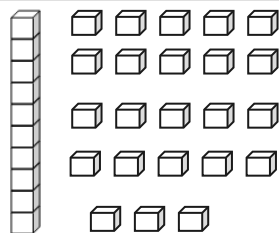


_____ tens _____ ones

b.

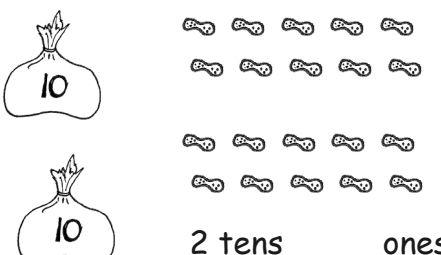


_____ tens _____ ones

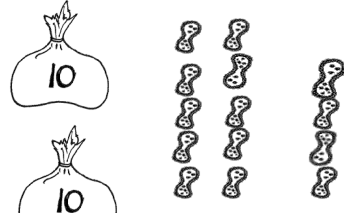


1 ten _____ ones

c.

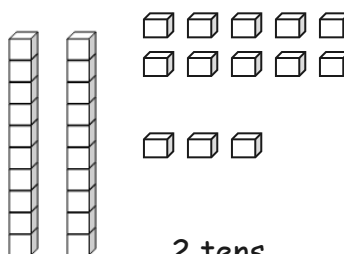


2 tens _____ ones

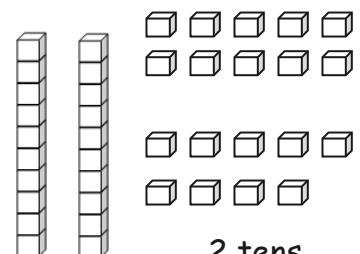


2 tens _____ ones

d.



2 tens _____ ones



2 tens _____ ones

2. Match the place value charts that show the same amount.

a.

tens	ones
2	2

tens	ones
3	6

b.

tens	ones
2	16

tens	ones
3	4

c.

tens	ones
2	14

tens	ones
1	12

3. Check each sentence that is true.

a. 27 is the same as 1 ten 17 ones.

b. 33 is the same as 2 tens 23 ones.

c. 37 is the same as 2 tens 17 ones.

d. 29 is the same as 1 ten 19 ones.

4. Lee says that 35 is the same as 2 tens 15 ones, and Maria says that 35 is the same as 1 ten 25 ones. Draw quick tens to show if either Lee or Maria is correct.

Name _____

Date _____

1. Fill in the blanks, and match the pairs that show the same amount.

a.

_____ tens _____ ones

2 tens _____ ones

b.

_____ tens _____ ones

1 ten _____ ones

c.

_____ tens _____ ones

2 tens _____ ones

d.

_____ tens _____ ones

1 ten _____ ones

2. Match the place value charts that show the same amount.

a.

tens	ones
2	18

tens	ones
3	8

b.

tens	ones
1	16

tens	ones
2	1

c.

tens	ones
0	21

tens	ones
2	6

3. Check each sentence that is true.

a. 35 is the same as 1 ten 25 ones.

b. 28 is the same as 1 ten 18 ones.

c. 36 is the same as 2 tens 16 ones.

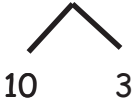

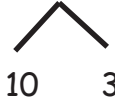
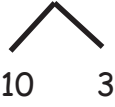
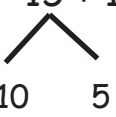

d. 39 is the same as 2 tens 29 ones.

4. Emi says that 37 is the same as 1 ten 27 ones, and Ben says that 37 is the same as 2 tens 7 ones. Draw quick tens to show if Emi or Ben is correct.

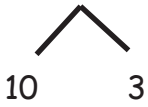
Name _____

Date _____

1. Solve using number bonds. Write the two number sentences that show that you added the ten first. Draw quick tens and ones if that helps you.

<p>a.</p> $14 + 13 = \underline{\quad}$  $14 + 10 = 24$ $24 + 3 = 27$	<p>b.</p> $13 + 24 = \underline{\quad}$  $24 + 10 = \underline{\quad}$ $\underline{\quad} + 3 = \underline{\quad}$
<p>c.</p> $16 + 13 = \underline{\quad}$  $16 + 10 = \underline{\quad}$ $\underline{\quad} + 3 = \underline{\quad}$	<p>d.</p> $13 + 26 = \underline{\quad}$  $26 + 10 = \underline{\quad}$ $\underline{\quad} + \underline{\quad} = \underline{\quad}$
<p>e.</p> $15 + 15 = \underline{\quad}$  $\underline{\quad} + \underline{\quad} = \underline{\quad}$ $\underline{\quad} + \underline{\quad} = \underline{\quad}$	<p>f.</p> $15 + 25 = \underline{\quad}$  $\underline{\quad} + \underline{\quad} = \underline{\quad}$ $\underline{\quad} + \underline{\quad} = \underline{\quad}$


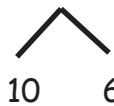

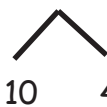
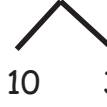

2. Solve using number bonds or the arrow way. Part (a) has been started for you.

a. $15 + 13 = \underline{\quad}$ 	b. $14 + 23 = \underline{\quad}$
c. $16 + 14 = \underline{\quad}$	d. $14 + 26 = \underline{\quad}$
e. $21 + 17 = \underline{\quad}$	f. $17 + 23 = \underline{\quad}$
g. $21 + 18 = \underline{\quad}$	h. $18 + 12 = \underline{\quad}$

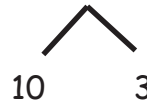
Name _____

Date _____

1. Solve using number bonds. Write the two number sentences that show that you added the ten first. Draw quick tens and ones if that helps you.

<p>a.</p> $13 + 16 = \underline{\quad}$  $16 + 10 = 26$ $26 + 3 = 29$	<p>b.</p> $16 + 23 = \underline{\quad}$  $23 + 10 = \underline{\quad}$ $\underline{\quad} + 6 = \underline{\quad}$
<p>c.</p> $16 + 14 = \underline{\quad}$  $16 + 10 = \underline{\quad}$ $\underline{\quad} + 4 = \underline{\quad}$	<p>d.</p> $14 + 26 = \underline{\quad}$  $26 + 10 = \underline{\quad}$ $\underline{\quad} + \underline{\quad} = \underline{\quad}$
<p>e.</p> $17 + 13 = \underline{\quad}$  $\underline{\quad} + \underline{\quad} = \underline{\quad}$ $\underline{\quad} + \underline{\quad} = \underline{\quad}$	<p>f.</p> $27 + 13 = \underline{\quad}$  $\underline{\quad} + \underline{\quad} = \underline{\quad}$ $\underline{\quad} + \underline{\quad} = \underline{\quad}$

2. Solve using number bonds. Part (a) has been started for you.

<p>a.</p> $14 + 13 = \underline{\quad}$  $\underline{\quad} + \underline{\quad} = \underline{\quad}$ $\underline{\quad} + \underline{\quad} = \underline{\quad}$	<p>b.</p> $24 + 14 = \underline{\quad}$ $\underline{\quad} + \underline{\quad} = \underline{\quad}$ $\underline{\quad} + \underline{\quad} = \underline{\quad}$
<p>c.</p> $15 + 14 = \underline{\quad}$	<p>d.</p> $24 + 15 = \underline{\quad}$
<p>e.</p> $22 + 17 = \underline{\quad}$	<p>f.</p> $27 + 12 = \underline{\quad}$
<p>g.</p> $18 + 12 = \underline{\quad}$	<p>h.</p> $28 + 12 = \underline{\quad}$

Name _____

Date _____

1. Solve using number bonds. This time, add the tens first. Write the 2 number sentences to show what you did.

a. $11 + 14 = \underline{\quad}$	b. $21 + 14 = \underline{\quad}$
c. $14 + 15 = \underline{\quad}$	d. $26 + 14 = \underline{\quad}$
e. $26 + 13 = \underline{\quad}$	f. $13 + 24 = \underline{\quad}$

2. Solve using number bonds. This time, add the ones first. Write the 2 number sentences to show what you did.

a. $29 + 11 = \underline{\quad}$	b. $17 + 13 = \underline{\quad}$
c. $14 + 16 = \underline{\quad}$	d. $26 + 13 = \underline{\quad}$
e. $28 + 11 = \underline{\quad}$	f. $12 + 27 = \underline{\quad}$
g. $18 + 12 = \underline{\quad}$	h. $22 + 18 = \underline{\quad}$

Name _____

Date _____

1. Solve using number bonds. This time, add the tens first. Write the 2 number sentences to show what you did.

a. $12 + 14 = \underline{\quad}$	b. $14 + 21 = \underline{\quad}$
c. $15 + 14 = \underline{\quad}$	d. $25 + 14 = \underline{\quad}$
e. $23 + 16 = \underline{\quad}$	f. $16 + 24 = \underline{\quad}$

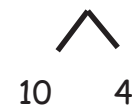

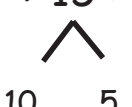
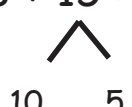


2. Solve using number bonds. This time, add the ones first. Write the 2 number sentences to show what you did.

a. $27 + 10 = \underline{\quad}$	b. $27 + 13 = \underline{\quad}$
c. $13 + 26 = \underline{\quad}$	d. $26 + 14 = \underline{\quad}$
e. $12 + 18 = \underline{\quad}$	f. $18 + 21 = \underline{\quad}$
g. $19 + 11 = \underline{\quad}$	h. $21 + 19 = \underline{\quad}$

Name _____

Date _____

1. Solve using a number bond to add ten first. Write the 2 addition sentences that helped you.

<p>a.</p> $18 + 14 = \underline{\quad}$  $18 + 10 = 28$ $28 + 4 = 32$	<p>b.</p> $14 + 17 = \underline{\quad}$  $17 + 10 = 27$ $27 + 4 = 31$
<p>c.</p> $19 + 15 = \underline{\quad}$  $19 + 10 = \underline{\quad}$ $\underline{\quad} + 5 = \underline{\quad}$	<p>d.</p> $18 + 15 = \underline{\quad}$  $18 + 10 = \underline{\quad}$ $\underline{\quad} + 5 = \underline{\quad}$
<p>e.</p> $19 + 13 = \underline{\quad}$  $19 + 10 = \underline{\quad}$ $\underline{\quad} + \underline{\quad} = \underline{\quad}$	<p>f.</p> $19 + 16 = \underline{\quad}$  $19 + 10 = \underline{\quad}$ $\underline{\quad} + \underline{\quad} = \underline{\quad}$

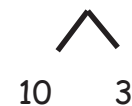



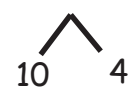
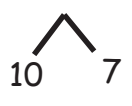
2. Solve using a number bond to make a ten first. Write the 2 number sentences that helped you.

<p>a.</p> $\begin{array}{r} 19 + 14 = \underline{\quad\quad} \\ \wedge \\ 1 \quad 13 \end{array}$ $19 + 1 = 20$ $20 + 13 = 33$	<p>b.</p> $\begin{array}{r} 18 + 13 = \underline{\quad\quad} \\ \wedge \\ 2 \quad 11 \end{array}$ $18 + 2 = 20$ $20 + 11 = 31$
<p>c.</p> $\begin{array}{r} 18 + 14 = \underline{\quad\quad} \\ \wedge \\ 2 \quad 12 \end{array}$ $18 + 2 = \underline{\quad\quad}$ $20 + 12 = \underline{\quad\quad}$	<p>d.</p> $\begin{array}{r} 18 + 16 = \underline{\quad\quad} \\ \wedge \\ 2 \quad 14 \end{array}$ $18 + 2 = \underline{\quad\quad}$ $\underline{\quad\quad} + 14 = \underline{\quad\quad}$
<p>e.</p> $\begin{array}{r} 15 + 17 = \underline{\quad\quad} \\ \wedge \\ 12 \quad 3 \end{array}$ $\underline{\quad\quad} + 3 = \underline{\quad\quad}$ $\underline{\quad\quad} + 12 = \underline{\quad\quad}$	<p>f.</p> $\begin{array}{r} 17 + 18 = \underline{\quad\quad} \\ \wedge \\ 15 \quad 2 \end{array}$ $\underline{\quad\quad} + \underline{\quad\quad} = \underline{\quad\quad}$ $\underline{\quad\quad} + \underline{\quad\quad} = \underline{\quad\quad}$

Name _____

Date _____

1. Solve using a number bond to add ten first. Write the 2 addition sentences that helped you.

<p>a. $18 + 13 = \underline{\quad}$</p>  <p>$18 + 10 = 28$</p> <p>$28 + 3 = 31$</p>	<p>b. $13 + 19 = \underline{\quad}$</p>  <p>$19 + 10 = 29$</p> <p>$29 + 3 = 32$</p>
<p>c. $17 + 15 = \underline{\quad}$</p>  <p>$17 + 10 = \underline{\quad}$</p> <p>$\underline{\quad} + 5 = \underline{\quad}$</p>	<p>d. $17 + 16 = \underline{\quad}$</p>  <p>$17 + 10 = \underline{\quad}$</p> <p>$\underline{\quad} + 6 = \underline{\quad}$</p>
<p>e. $17 + 14 = \underline{\quad}$</p>  <p>$17 + 10 = \underline{\quad}$</p> <p>$\underline{\quad} + \underline{\quad} = \underline{\quad}$</p>	<p>f. $19 + 17 = \underline{\quad}$</p>  <p>$19 + 10 = \underline{\quad}$</p> <p>$\underline{\quad} + \underline{\quad} = \underline{\quad}$</p>

2. Solve using a number bond to make a ten first. Write the 2 number sentences that helped you.

<p>a.</p> $19 + 13 = \underline{\quad}$ $1 \quad 12$ $19 + 1 = 20$ $20 + 12 = 32$	<p>b.</p> $19 + 14 = \underline{\quad}$ $1 \quad 13$ $19 + 1 = 20$ $20 + 13 = 33$
<p>c.</p> $18 + 15 = \underline{\quad}$ $2 \quad 13$ $18 + 2 = \underline{\quad}$ $20 + 13 = \underline{\quad}$	<p>d.</p> $18 + 17 = \underline{\quad}$ $2 \quad 15$ $18 + 2 = \underline{\quad}$ $\underline{\quad} + 15 = \underline{\quad}$
<p>e.</p> $18 + 19 = \underline{\quad}$ $17 \quad 1$ $\underline{\quad} + 1 = \underline{\quad}$ $\underline{\quad} + 17 = \underline{\quad}$	<p>f.</p> $19 + 19 = \underline{\quad}$ $18 \quad 1$ $\underline{\quad} + \underline{\quad} = \underline{\quad}$ $\underline{\quad} + \underline{\quad} = \underline{\quad}$

Name _____

Date _____

1. Solve using number bonds with pairs of number sentences. You may draw quick tens and some ones to help you.

a. $19 + 12 = \underline{\quad}$	b. $18 + 12 = \underline{\quad}$
c. $19 + 13 = \underline{\quad}$	d. $18 + 14 = \underline{\quad}$
e. $17 + 14 = \underline{\quad}$	f. $17 + 17 = \underline{\quad}$
g. $18 + 17 = \underline{\quad}$	h. $18 + 19 = \underline{\quad}$

2. Solve. You may draw quick tens and some ones to help you.

a. $19 + 12 = \underline{\quad}$	b. $18 + 13 = \underline{\quad}$
c. $19 + 13 = \underline{\quad}$	d. $18 + 15 = \underline{\quad}$
e. $19 + 16 = \underline{\quad}$	f. $15 + 17 = \underline{\quad}$
g. $19 + 19 = \underline{\quad}$	h. $18 + 18 = \underline{\quad}$

Name _____

Date _____

1. Solve using number bonds with pairs of number sentences. You may draw quick tens and some ones to help you.

a. $17 + 14 = \underline{\quad}$	b. $16 + 15 = \underline{\quad}$
c. $17 + 15 = \underline{\quad}$	d. $18 + 13 = \underline{\quad}$
e. $18 + 15 = \underline{\quad}$	f. $18 + 16 = \underline{\quad}$
g. $19 + 15 = \underline{\quad}$	h. $19 + 16 = \underline{\quad}$

2. Solve. You may draw quick tens and some ones to help you.

a. $19 + 14 = \underline{\quad}$	b. $19 + 17 = \underline{\quad}$
c. $18 + 17 = \underline{\quad}$	d. $16 + 16 = \underline{\quad}$
e. $17 + 14 = \underline{\quad}$	f. $15 + 16 = \underline{\quad}$
g. $19 + 19 = \underline{\quad}$	h. $18 + 18 = \underline{\quad}$

Name _____

Date _____

1. Solve using quick ten drawings, number bonds, or the arrow way. Check the rectangle if you made a new ten.

a. $23 + 12 = \underline{\quad}$ <input type="checkbox"/>	b. $15 + 15 = \underline{\quad}$ <input type="checkbox"/>
c. $19 + 21 = \underline{\quad}$ <input type="checkbox"/>	d. $17 + 12 = \underline{\quad}$ <input type="checkbox"/>
e. $27 + 13 = \underline{\quad}$ <input type="checkbox"/>	f. $17 + 16 = \underline{\quad}$ <input type="checkbox"/>

2. Solve using quick ten drawings, number bonds, or the arrow way.

a. $15 + 13 = \underline{\quad}$	b. $25 + 13 = \underline{\quad}$
c. $24 + 14 = \underline{\quad}$	d. $25 + 15 = \underline{\quad}$
e. $18 + 14 = \underline{\quad}$	f. $18 + 18 = \underline{\quad}$
g. $24 + 16 = \underline{\quad}$	h. $17 + 18 = \underline{\quad}$

Name _____ Date _____

Solve using quick tens and ones, number bonds, or the arrow way.

a. $13 + 16 = \underline{\quad}$

b. $15 + 16 = \underline{\quad}$

c. $16 + 16 = \underline{\quad}$

d. $26 + 12 = \underline{\quad}$

e. $22 + 17 = \underline{\quad}$

f. $17 + 15 = \underline{\quad}$

g. $17 + 16 = \underline{\quad}$

h. $18 + 17 = \underline{\quad}$

i. $24 + 13 = \underline{\quad}$

j. $15 + 24 = \underline{\quad}$

k. $19 + 16 = \underline{\quad}$

l. $14 + 22 = \underline{\quad}$

m. $27 + 12 = \underline{\quad}$

n. $28 + 12 = \underline{\quad}$

o. $18 + 17 = \underline{\quad}$

p. $19 + 18 = \underline{\quad}$

Name _____

Date _____

1. Solve using quick ten drawings, number bonds, or the arrow way.

a. $13 + 12 = \underline{\quad}$	b. $23 + 12 = \underline{\quad}$
c. $13 + 16 = \underline{\quad}$	d. $23 + 16 = \underline{\quad}$
e. $13 + 27 = \underline{\quad}$	f. $17 + 16 = \underline{\quad}$
g. $14 + 18 = \underline{\quad}$	h. $18 + 17 = \underline{\quad}$

2. Solve using quick ten drawings, number bonds, or the arrow way. Be prepared to discuss how you solved during the Debrief.

a. $17 + 11 = \underline{\quad}$	b. $17 + 21 = \underline{\quad}$
c. $27 + 13 = \underline{\quad}$	d. $17 + 14 = \underline{\quad}$
e. $13 + 26 = \underline{\quad}$	f. $17 + 17 = \underline{\quad}$
g. $18 + 15 = \underline{\quad}$	h. $16 + 17 = \underline{\quad}$

Name _____

Date _____

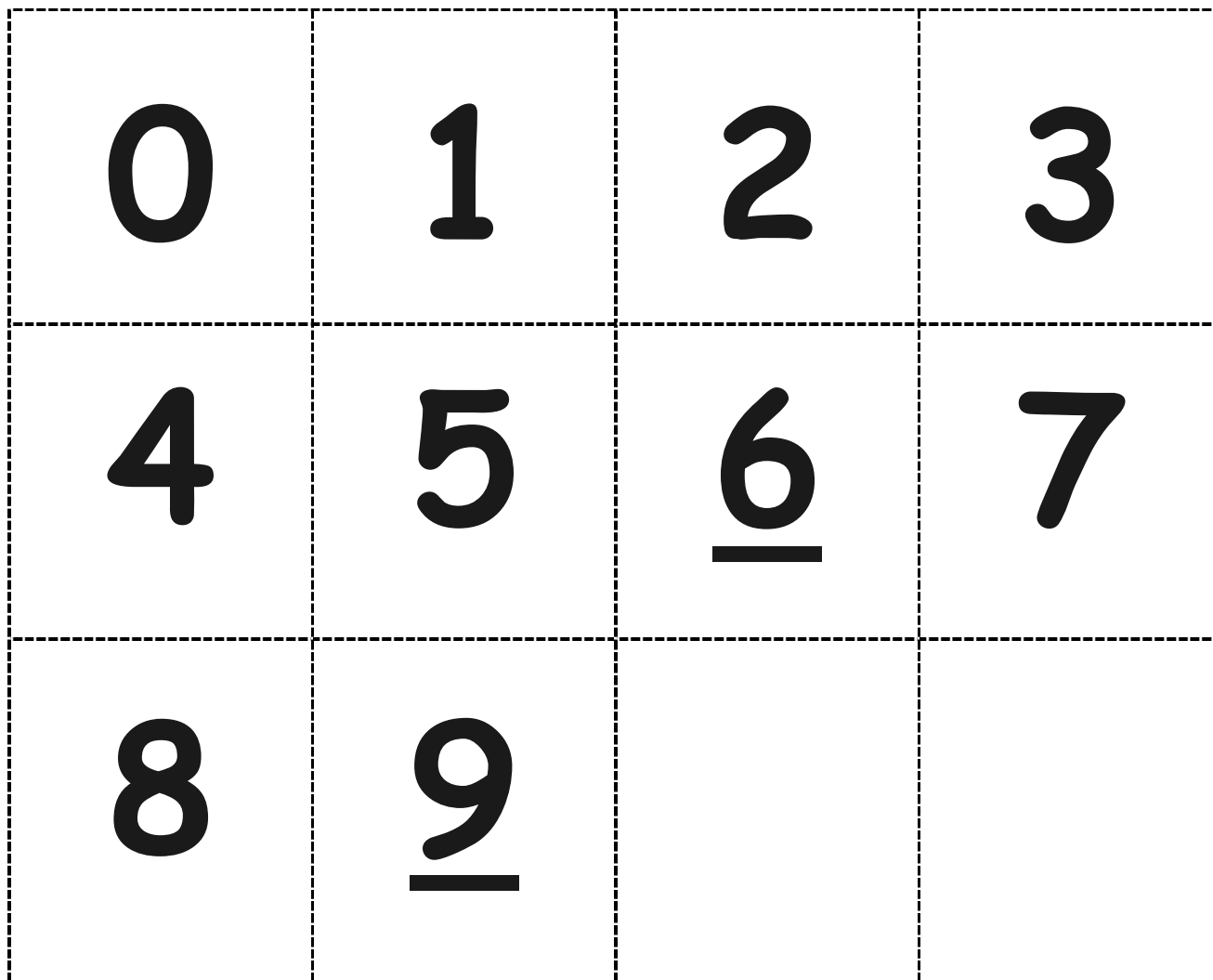
1. Solve using quick ten drawings, number bonds, or the arrow way.

a. $13 + 15 = \underline{\quad}$	b. $26 + 12 = \underline{\quad}$
c. $23 + 16 = \underline{\quad}$	d. $17 + 16 = \underline{\quad}$
e. $14 + 17 = \underline{\quad}$	f. $27 + 12 = \underline{\quad}$
g. $15 + 18 = \underline{\quad}$	h. $18 + 16 = \underline{\quad}$

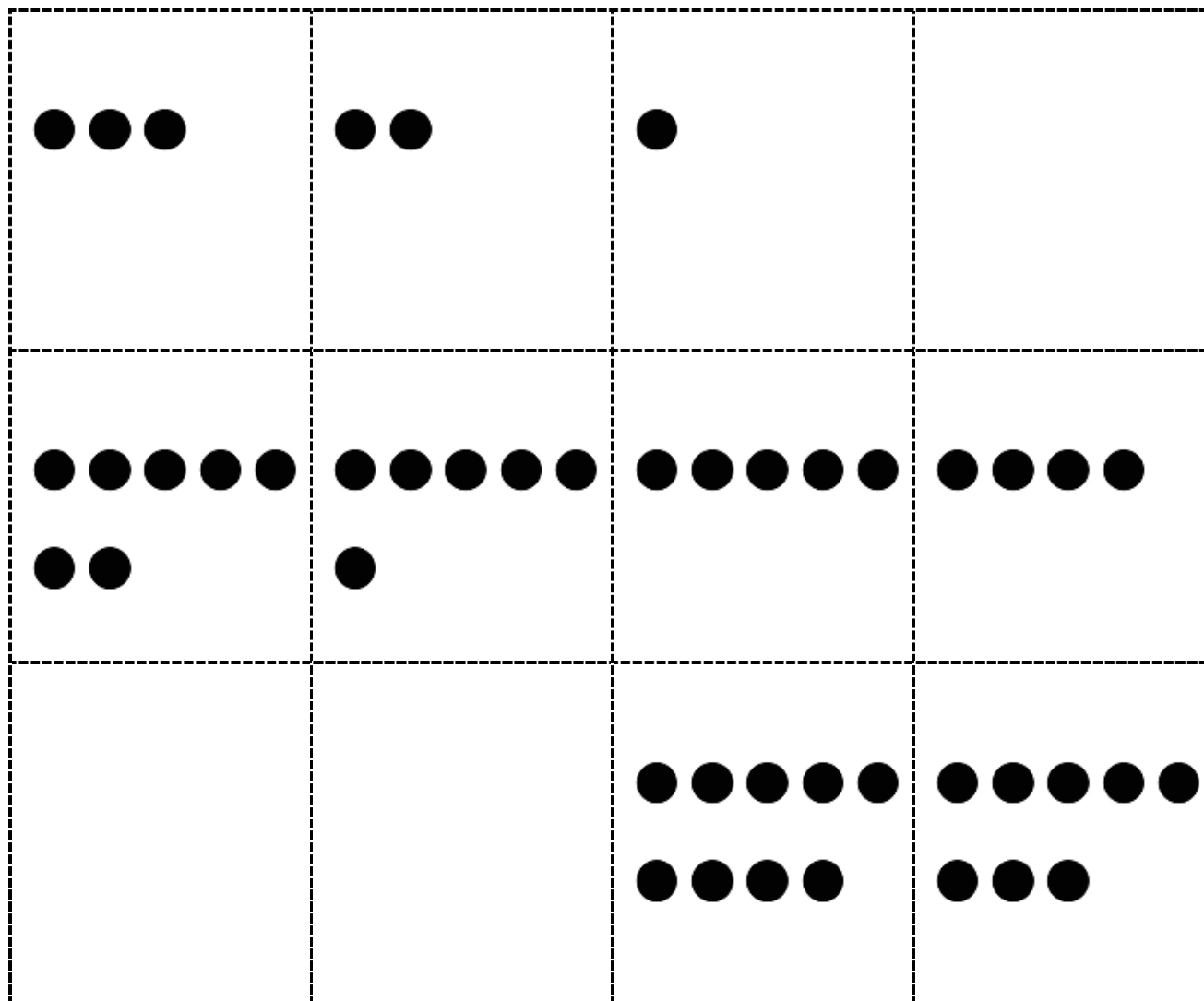
2. Solve using quick ten drawings, number bonds, or the arrow way.

a. $17 + 12 = \underline{\quad}$	b. $21 + 17 = \underline{\quad}$
c. $17 + 15 = \underline{\quad}$	d. $27 + 13 = \underline{\quad}$
e. $23 + 14 = \underline{\quad}$	f. $18 + 17 = \underline{\quad}$
g. $18 + 11 = \underline{\quad}$	h. $18 + 18 = \underline{\quad}$

Cut Out Packet



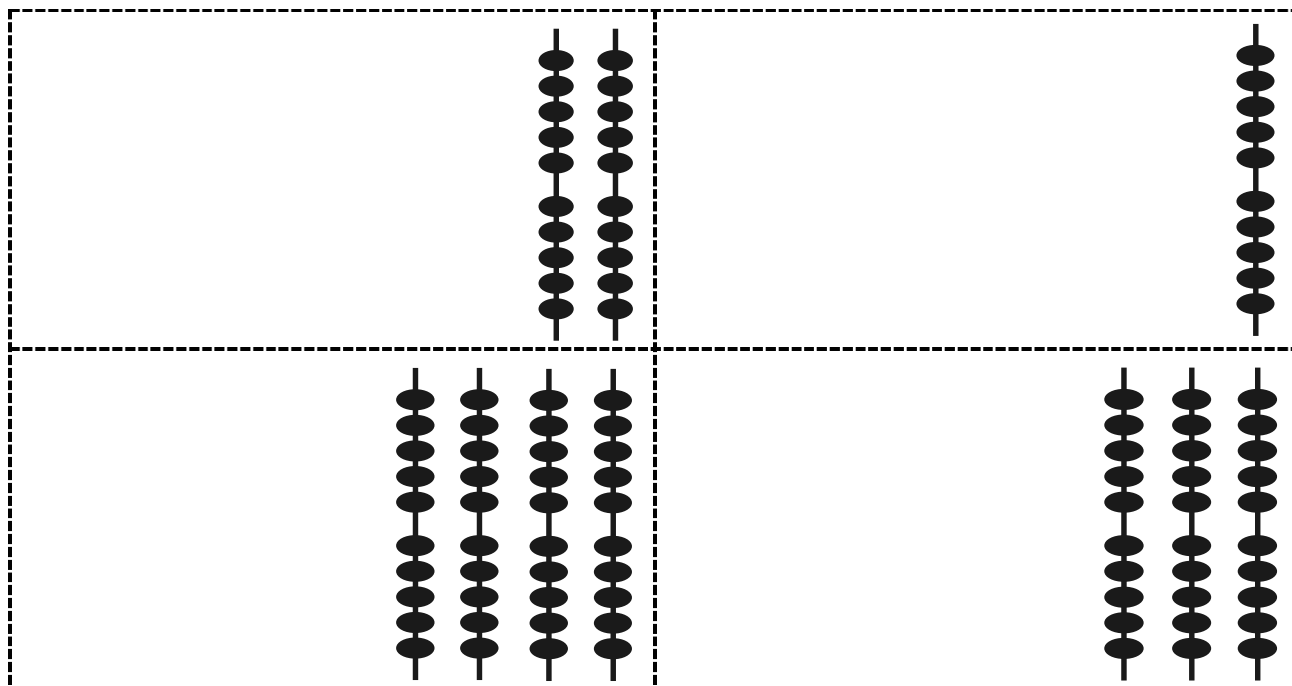
Hide Zero cards, numeral side of ones digits



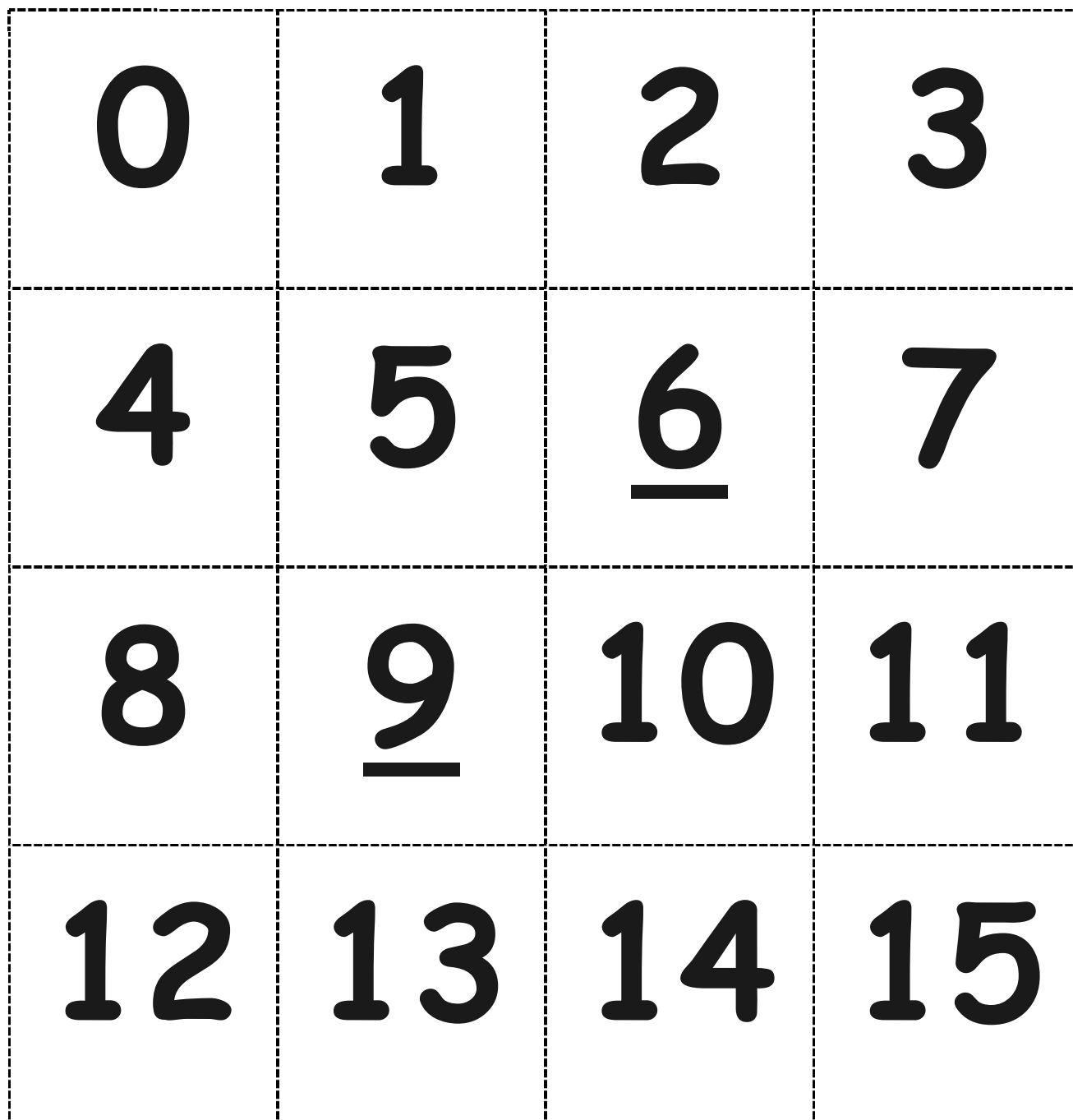
Hide Zero cards, dot side of ones digits

1	0	2	0
3	0	4	0


Hide Zero cards, numeral side of tens digits, 10–40



Hide Zero cards, dot side of tens digits, 10–40




numeral cards



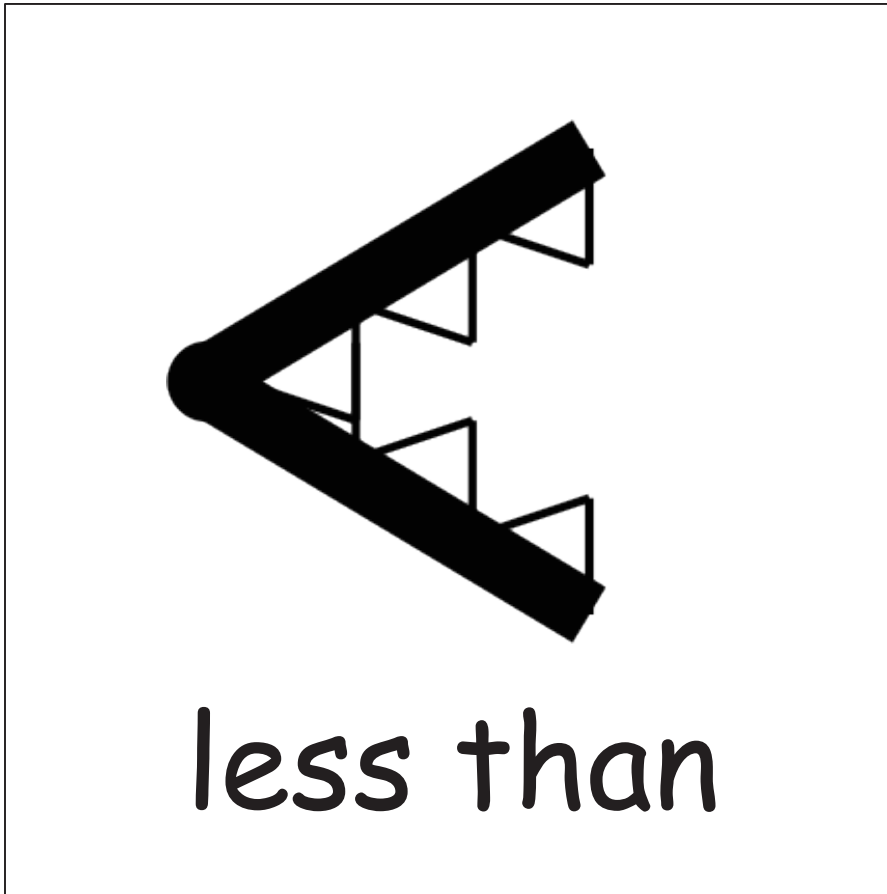
comparison cards, p. 1. distribute each of the three cards to students.

less than	equal to	less than	greater than
greater than	equal to	less than	greater than
equal to	equal to	less than	greater than
	equal to	less than	greater than

comparison cards, p. 2. distribute each of the three cards to students.



double-sided alligator card.



double-sided alligator card.

$$39 + 1$$

c

$$30 - 1$$

c

$$20 + 20$$

c

$$10 + 30$$

c

$$40 - 20$$

c

$$40 - 30$$

c

$$30 - 20$$

c

$$30 - 10$$

c

$$40 - 40$$

c

$$30 - 30$$

c

addition and subtraction cards

$10 + 14$

c

$15 + 20$

c

$12 + 20$

c

$27 + 10$

c

$29 + 10$

c

$20 + 19$

c

$20 + 16$

c

$12 + 20$

c

addition and subtraction cards

$35 + 4$

D

$24 + 3$

D

$24 + 6$

D

$28 + 4$

D

$35 + 5$

D

$22 + 8$

D

$17 + 7$

D

$31 + 6$

D

addition and subtraction cards set 2

$24 + 9$

D

$8 + 28$

D

$26 + 8$

D

$3 + 33$

D

$7 + 32$

D

$29 + 7$

D

$3 + 18$

D

$18 - 3$

D

$17 - 4$

D

$19 - 5$

D

addition and subtraction cards set 2

$13 + 14$

F

$26 + 13$

F

$17 + 22$

F

$29 + 11$

F

$15 + 15$

F

$16 + 24$

F

$28 + 12$

F

$29 + 11$

F

$19 + 14$

F

$18 + 17$

F

addition and subtraction cards set 3

$17 + 15$

F

$16 + 15$

F

$19 + 17$

F

$18 + 13$

F

$17 + 16$

F

$18 - 6$

F

$17 - 3$

F

$19 - 4$

F

addition and subtraction cards set 3